

---

---

**UNITED STATES  
SECURITIES AND EXCHANGE COMMISSION**  
Washington, D.C. 20549

---

**FORM 10-K**

---

**(Mark One)**

**ANNUAL REPORT PURSUANT TO SECTION 13 OR 15(d) OF THE SECURITIES EXCHANGE ACT OF 1934**

For the fiscal year ended June 27, 2014

Or

**TRANSITION REPORT PURSUANT TO SECTION 13 OR 15(d) OF THE SECURITIES EXCHANGE ACT OF 1934**

For the transition period from \_\_\_\_\_ to \_\_\_\_\_

Commission file number: 001-34775

---

**FABRINET**

(Exact name of registrant as specified in its charter)

---

Cayman Islands  
(State or other jurisdiction of  
incorporation or organization)

Not Applicable  
(I.R.S. Employer  
Identification No.)

c/o Intertrust Corporate Services (Cayman) Limited  
190 Elgin Avenue  
George Town  
Grand Cayman  
Cayman Islands

(Address of principal executive offices)

KY1-9005  
(Zip Code)

+66 2-524-9600

(Registrant's telephone number, including area code)

---

**Securities registered pursuant to Section 12(b) of the Act:**

Ordinary Shares, \$0.01 par value  
(Title of each class)

New York Stock Exchange  
(Name of exchange on which registered)

---

**Securities registered pursuant to Section 12(g) of the Act: None**

---

Indicate by check mark if the registrant is a well-known seasoned issuer, as defined in Rule 405 of the Securities Act. Yes  No

Indicate by check mark if the registrant is not required to file reports pursuant to Section 13 or Section 15(d) of the Act. Yes  No

Indicate by check mark whether the registrant (1) has filed all reports required to be filed by Section 13 or 15(d) of the Securities Exchange Act of 1934 during the preceding 12 months (or for such shorter period that the registrant was required to file such reports), and (2) has been subject to such filing requirements for the past 90 days. Yes  No

Indicate by check mark whether the registrant has submitted electronically and posted on its corporate Web site, if any, every Interactive Data File required to be submitted and posted pursuant to Rule 405 of Regulation S-T (§229.405 of this chapter) during the preceding 12 months (or for such shorter period that the registrant was required to submit and post such files). Yes  No

Indicate by check mark if disclosure of delinquent filers pursuant to Item 405 of Regulation S-K (section 229.405 of this chapter) is not contained herein, and will not be contained, to the best of the registrant's knowledge, in definitive proxy or information statements incorporated by reference in Part III of this Form 10-K or any amendment to this Form 10-K.

Indicate by check mark whether the registrant is a large accelerated filer, an accelerated filer, a non-accelerated filer, or a smaller reporting company. See the definitions of "large accelerated filer," "accelerated filer" and "smaller reporting company" in Rule 12b-2 of the Exchange Act. (Check one):

Large accelerated filer  Accelerated filer   
Non-accelerated filer  (Do not check if smaller reporting company) Smaller reporting company

Indicate by check mark whether the registrant is a shell company (as defined in Rule 12b-2 of the Act). Yes  No

As of December 27, 2013, the last business day of the registrant's most recently completed second fiscal quarter, shares held by non-affiliates of the registrant had an aggregate market value of approximately \$545,253,000, based on the closing price for the registrant's ordinary shares as reported on the New York Stock Exchange on such date.

As of September 5, 2014, the registrant had 35,319,755 ordinary shares, \$0.01 par value, outstanding.

**DOCUMENTS INCORPORATED BY REFERENCE**

Portions of the registrant's definitive proxy statement relating to its 2014 Annual Meeting of Shareholders are incorporated by reference into Part III of this Annual Report on Form 10-K where indicated. Such proxy statement will be filed with the U.S. Securities and Exchange Commission within 120 days after the end of the fiscal year to which this report relates.

---

---

[Table of Contents](#)

**FABRINET**  
**ANNUAL REPORT ON FORM 10-K**  
**For the Fiscal Year Ended June 27, 2014**

**Table of Contents**

	<u>Page</u>
<b><u>PART I</u></b>	
Item 1. <a href="#">Business</a>	2
Item 1A. <a href="#">Risk Factors</a>	13
Item 1B. <a href="#">Unresolved Staff Comments</a>	31
Item 2. <a href="#">Properties</a>	32
Item 3. <a href="#">Legal Proceedings</a>	32
Item 4. <a href="#">Mine Safety Disclosures</a>	32
<b><u>PART II</u></b>	
Item 5. <a href="#">Market for Registrant’s Common Equity, Related Stockholder Matters and Issuer Purchases of Equity Securities</a>	33
Item 6. <a href="#">Selected Financial Data</a>	34
Item 7. <a href="#">Management’s Discussion and Analysis of Financial Condition and Results of Operations</a>	35
Item 7A. <a href="#">Quantitative and Qualitative Disclosures about Market Risk</a>	54
Item 8. <a href="#">Financial Statements and Supplementary Data</a>	56
Item 9. <a href="#">Changes in and Disagreements with Accountants on Accounting and Financial Disclosure</a>	92
Item 9A. <a href="#">Controls and Procedures</a>	93
Item 9B. <a href="#">Other Information</a>	94
<b><u>PART III</u></b>	
Item 10. <a href="#">Directors, Executive Officers and Corporate Governance</a>	95
Item 11. <a href="#">Executive Compensation</a>	95
Item 12. <a href="#">Security Ownership or Certain Beneficial Owners and Management and Related Stockholder Matters</a>	95
Item 13. <a href="#">Certain Relationships and Related Transactions, and Director Independence</a>	95
Item 14. <a href="#">Principal Accounting Fees and Services</a>	95
<b><u>PART IV</u></b>	
Item 15. <a href="#">Exhibits, Financial Statement Schedules</a>	96

**PART I**

**ITEM 1. BUSINESS.**

**Overview**

We provide advanced optical packaging and precision optical, electro-mechanical and electronic manufacturing services to original equipment manufacturers (OEMs) of complex products such as optical communication components, modules and sub-systems, industrial lasers and sensors. We offer a broad range of advanced optical and electro-mechanical capabilities across the entire manufacturing process, including process design and engineering, supply chain management, manufacturing, advanced packaging, integration, final assembly and test. Although, we focus primarily on low-volume production of a wide variety of high complexity products, which we refer to as “low-volume, high-mix”, we also have the capability to accommodate high-volume production. Based on our experience with, and feedback from, customers, we believe we are a global leader in providing these services to the optical communications, industrial lasers, automotive and sensors markets.

Our customer base includes companies in complex industries that require advanced precision manufacturing capabilities, such as optical communications, industrial lasers, automotive and sensors. Our customers in these industries support a growing number of end-markets, including automotive, biotechnology, communications, materials processing, medical devices, metrology and semiconductor processing. Our revenues from lasers, sensors and other markets as a percentage of total revenues have decreased from 29.9% for the year ended June 28, 2013 (“fiscal year 2013”) to 28.6 % for the year ended June 27, 2014 (“fiscal year 2014”), while our revenues from optical communications products as a percentage of total revenues increased from 70.1% for fiscal year 2013 to 71.4% for fiscal year 2014.

In many cases, we are the sole outsourced manufacturing partner used by our customers for the products that we produce for them. The products that we manufacture for our OEM customers include:

- optical communications devices, such as:
  - selective switching products, such as reconfigurable optical add-drop multiplexers (ROADMs), optical amplifiers, modulators and other optical components and modules that collectively enable network managers to route voice, video and data communications signals through fiber traffic at various wavelengths and over various distances;
  - tunable transponders and transceivers that eliminate, at a significant cost savings, the need to stock individual fixed wavelength transponders and transceivers used in voice and data communications networks; and
  - active optical cables providing high-speed interconnect capabilities for data centers and computing clusters, as well as Infiniband, Ethernet, fiber channel and optical backplane connectivity;
- solid state, diode-pumped, gas and fiber lasers (collectively referred to as “industrial lasers”) used across a broad array of industries, including semiconductor processing (wafer inspection, wafer dicing, wafer scribing), biotechnology (DNA sequencing, flow cytometry, hematology, antibody detection), metrology (instrumentation, calibration, inspection), and material processing (photo processing, textile cutting, annealing, marking, engraving); and
- sensors, including differential pressure, micro-gyro, fuel and other sensors that are used in automobiles, and non-contact temperature measurement sensors for the medical industry.

We also design and fabricate application-specific crystals, prisms, mirrors, laser components and substrates (collectively referred to as “customized optics”) and other custom and standard borosilicate, clear fused quartz,

## [Table of Contents](#)

and synthetic fused silica glass products (collectively referred to as “customized glass”). We incorporate our customized optics and glass into many of the products we manufacture for our OEM customers, and we also sell customized optics and glass in the merchant market.

We believe we offer differentiated manufacturing services through our optical and electro-mechanical process technologies and our strategic alignment with our customers. Our dedicated process and design engineers, who have a deep knowledge in materials sciences and physics, are able to tailor our service offerings to accommodate our customers’ complex engineering assignments. Our range of capabilities, from the design of customized optics and glass through process engineering and testing of finished assemblies, provides us with a knowledge base that we believe often leads to improvements in our customers’ product development cycles, manufacturing cycle times, quality and reliability, manufacturing yields and end product costs. We offer an efficient, technologically advanced and flexible manufacturing infrastructure designed to enable the scale production of low-volume, high-mix products, as well as high-volume products. We have a dedicated engineering team to support the advanced optical packaging needs of our customers’ cutting edge products, which allows them to accelerate development and time-to-market for such products. We often provide a “factory-within-a-factory” manufacturing environment to protect our customers’ intellectual property by physically segregating certain key employees and manufacturing space from the resources we use for other customers. We also provide our customers with a customized software platform to monitor all aspects of the manufacturing process, enabling our customers to remotely access our databases to monitor yields, inventory positions, work-in-progress status and vendor quality data in real time. We believe there is no other manufacturing services provider with a similar breadth and depth of optical and electro-mechanical engineering and process technology capabilities that does not directly compete with its customers in their end-markets. As a result, we believe we are more closely aligned and better able to develop long-term relationships with our customers than our competitors.

We are organized and operate in a single segment. See Note 17, Business segments and geographic information of Notes to Consolidated Financial Statements in Part II, Item 8 of this Report, which is incorporated herein by reference.

As of June 27, 2014, our facilities comprised approximately 1.2 million total square feet, including approximately 0.1 million square feet of office space and approximately 1.1 million square feet devoted to manufacturing and related activities, of which approximately 0.5 million square feet are clean room facilities. Of the aggregate square footage of our facilities, approximately 1.0 million square feet are located in Thailand and the balance is located in the People’s Republic of China (PRC or China) and the United States. See Part 1, Item 2. Properties of this report.

### **Thailand Flooding**

We suspended production at all of our manufacturing facilities in Thailand from October 17, 2011 through November 14, 2011 due to severe flooding in Thailand. We never resumed, and have permanently ceased, production at our Chokchai facility. We submitted claims for losses to our insurance companies, all of which have been settled as of June 27, 2014. During fiscal year 2014, we recognized \$45.2 million as income related to flooding towards full and final settlement of our owned and consigned equipment and inventory claims. This income was offset by the recognition of \$0.5 million of other expenses in connection with write-offs of advance payments to a customer due to flood losses.

In fiscal year 2013, we received from our insurers an interim payment of \$16.2 million against our claim for owned inventory losses and owned equipment losses, a payment of \$13.1 million as full and final settlement of our claim for business interruption losses, and a payment of \$0.1 million as full and final settlement of our claim for damage to our buildings at Pinehurst. This income was offset by the recognition of \$2.3 million of additional expenses in connection with liabilities to third parties due to flood losses.

## [Table of Contents](#)

During fiscal year 2014, we made a cash payment of \$5.2 million and transferred equipment, with an aggregate value of \$2.3 million, to a customer towards full and final settlement for any and all flood-related losses to this customer in accordance with the settlement agreement entered into during fiscal year 2013. In addition, we fulfilled our obligations to a customer's insurers by making a payment of \$2.2 million for full and final settlement of our liability to such insurer for damages to customer-owned inventory, which occurred during the flooding in accordance with the settlement agreement entered into during fiscal year 2013. We also made a cash payment of \$0.1 million towards the other flood-related settlements during the year ended June 27, 2014.

During fiscal year 2013, we entered into settlement agreements with each of our customers impacted by the flooding regarding our liability for customers' losses as a result of the flooding. In connection with such settlement agreements, during fiscal year 2013, we paid an aggregate of \$37.7 million to customers, transferred equipment purchased on behalf of customers to those customers with an aggregate value of \$5.9 million and reduced net accounts receivable from customers by aggregate of \$5.7 million. As of June 28, 2013, our liability to two of our impacted customers for any and all flood-related losses had been satisfied in full.

During fiscal year 2013, we also entered into a settlement agreement with a customer's insurers to resolve a subrogation claim related to recovery proceeds paid by such insurer to the customer for damages to customer-owned inventory, which occurred during the flooding. Under the terms of the settlement agreement, we agreed to pay \$6.5 million to the insurer, to be paid in three installments. As of June 28, 2013, we had paid an aggregate of \$4.3 million. The final payment of approximately \$2.2 million was made in July 2013.

## **Industry Background**

### ***Optical Communications***

Since 2001, most optical communications OEMs have reduced manufacturing capacity and transitioned to a low-cost and more efficient manufacturing base. By outsourcing production to third parties, OEMs are better able to concentrate their efforts and resources on what they believe are their core strengths, such as research and development, and sales and marketing. Additionally, outsourcing production often allows OEMs to reduce product costs, improve quality, access advanced process design and manufacturing technologies and achieve accelerated time-to-market and time-to-volume production. The principal barrier to the trend towards outsourcing in the optics industry has been the shortage of third-party manufacturing partners with the necessary optical process capabilities and robust intellectual property protection.

Demand for optical communications components and modules is influenced by the level and rate of development of optical communications infrastructure and carrier and enterprise network expansion. Carrier demand for optical communications network equipment has increased as a direct result of higher network utilization and increased demand for bandwidth capacity. The increase in network traffic volumes have been driven by increasing demand for voice, data and video services delivered over wired and wireless Internet protocol, or IP, networks.

### ***Industrial Lasers, Sensors and Others***

The optical and electro-mechanical process technologies used in the optical communications market also have applications in other similarly complex end-markets that require advanced precision manufacturing capabilities, such as automotive, industrial lasers, medical devices and sensors. These markets are substantially larger than the optical communications components and modules market. Growth in the industrial lasers and sensors markets is expected to be driven by demand for:

- industrial laser applications across a growing number of end-markets, particularly in semiconductor processing, biotechnology, metrology and materials processing;
- precision, non-contact and low power requirement sensors, particularly in automotive, medical and industrial end-markets; and
- lower cost products used on both enterprise and consumer levels.

## [Table of Contents](#)

Outsourcing of production by industrial laser and sensor OEMs has historically been limited. We believe industrial laser and sensor OEMs are increasingly recognizing the benefits of outsourcing that OEMs in other industries, such as optical communications, have been able to achieve.

### **Our Competitive Strengths**

We believe we have succeeded in providing differentiated services to the optical communications, industrial lasers and sensors industries due to our long-term focus on optical and electro-mechanical process technologies, strategic alignment with our customers and our commitment to total customer satisfaction. More specifically, our key competitive strengths include:

- **Advanced Optical and Electro-Mechanical Manufacturing Technologies:** We believe that our optical and electro-mechanical process technologies and capabilities, coupled with our customized optics and glass technologies, provide us with a key competitive advantage. These technologies include:
  - advanced optical and precision packaging;
  - reliability and environmental testing;
  - optical and mechanical material and process analysis;
  - precision optical fiber and electro-mechanical assembly;
  - customized software tools for low-volume high-mix manufacturing;
  - turn-key manufacturing systems;
  - fiber metallization and lensing;
  - fiber handling and fiber alignment;
  - crystal growth and processing;
  - precision lapping and polishing;
  - precision glass drawing; and
  - optical coating.
- **Efficient, Flexible and Low Cost Process Engineering and Manufacturing Platform:** We enable our customers to transition their production to an efficient and flexible manufacturing platform that is specialized for the production of optics and similarly complex products and is located in a low-cost geography. We believe our advanced manufacturing technologies, coupled with our broad engineering capabilities, give us the ability to identify opportunities to improve our customers' manufacturing processes and provide meaningful production cost benefits. We have also developed a series of customized software tools that we believe provide us with a specialized ability to manage the unique aspects of low-volume, high-mix production.
- **Customizable Factory-Within-a-Factory Production Environment:** We offer our customers exclusive engineering teams and manufacturing space for production. We call this concept of segregating production by customer a "factory-within-a-factory." We believe our approach maximizes intellectual property protection and provides greater opportunities to reduce cost and improve time to market of our customers' products.
- **Vertical Integration Targeting Customized Optics and Glass:** We believe our capabilities in the design and fabrication of high-value customized optics and glass are complementary to our manufacturing services. Specifically, these capabilities enable us to strategically align our business to our customers' needs by streamlining our customers' product development process and reducing the number of suppliers in our customers' manufacturing supply chains. Also, we use these customized optics and glass products in certain of the components, modules and subsystems we manufacture,

## [Table of Contents](#)

which enables us to shorten time to market and reduce the cost for our customers. We believe this level of vertical integration positions us to capitalize on further opportunities to cross-sell our design and fabrication capabilities.

- **Turn-Key Supply Chain Management:** We have created a proprietary set of automated manufacturing resource planning tools designed specifically to address the unique inventory management demands of “low-volume, high-mix” manufacturing. Over the years, we have developed strong relationships with thousands of suppliers and implemented inventory management strategies with many of them, which enables us to obtain inventory on an as-needed basis and provide on-site stocking programs. We believe our deep expertise, relationships and capabilities in supply chain and materials management often allows us to further reduce costs and cycle times for our customers.

## **Our Growth Strategy**

The key elements of our growth strategy are to:

- **Strengthen Our Presence in the Optical Communications Market:** We believe we are a leader in manufacturing products for the optical communications market. The optical communications market is growing rapidly, driven by the growth in demand for increased network bandwidth. We believe this trend will continue to increase the demand for the products that we manufacture and the services we provide. We continue to invest resources in advanced manufacturing process and optical packaging technologies to support the manufacture of the next generation of complex optical products.
- **Leverage Our Technology and Manufacturing Capabilities to Continue to Diversify Our End-Markets:** We intend to use our technological strengths in precision optical and electro-mechanical manufacturing, advanced packaging and process design engineering to continue our diversification into industrial lasers, sensors and other select markets that require similar capabilities.
- **Continue to Extend Our Customized Optics and Glass Vertical Integration:** We will continue to extend our vertical integration into customized optics and glass in order to gain greater access to key components used in the complex products we manufacture as well as to continue our diversification into new markets. We believe our customized optics and glass capabilities are highly complementary to our optical and electro-mechanical manufacturing services, and we intend to continue to market these products to our existing manufacturing services customers. In addition, we intend to continue our focus on customized optics and glass through further investment into research and development, as well as through potential acquisitions in what remains a highly fragmented market.
- **Broaden Our Client Base Geographically:** Our manufacturing services are incorporated into products that are distributed in markets worldwide, but we intend to further build out our client base in strategic regions. We intend to focus on expanding our client base in Europe, Asia-Pacific and the United States. We believe these regions have a large and robust optics market, as well as a need for advanced manufacturing services in other growth markets, and would benefit from our precision optical and electromechanical manufacturing services.
- **Evaluate Potential Strategic Alternatives such as Acquisitions and Joint Ventures:** We will continue to evaluate opportunities to further expand our manufacturing capabilities and diversify our end-markets through the evaluation of various acquisition and joint venture opportunities around the globe.

## **Service Offerings**

We offer integrated precision optical, electro-mechanical and electronic manufacturing services and customized optics and glass fabrication services for our OEM customers.

***Precision Optical, Electro-Mechanical and Electronic Manufacturing Services***

*Process Design and Engineering*

We continuously analyze our customer's product designs for cost and manufacturability improvements. We perform detailed design for manufacturability studies and design of experiments to assist in optimizing a product's design for the lowest cost possible without compromising the quality specifications of form, fit and function. In the case of a new product design, we may assist in assembling one or more prototype products using the same production line and the same engineering and manufacturing teams that would be used for product qualification and volume production. We often transfer production from a customer's internal prototype or production lines to our own facilities, requiring a copy-exact: the setup of a production process identical to the one used by our customer to minimize the number of variables and expedite qualification.

*Advanced Optical Packaging*

We have a dedicated team of experienced engineers supporting our advanced optical packaging development capabilities. These highly qualified engineers work closely with our customers to understand the development requirements of their new products and assist them to build prototypes, as well as source materials, optimize manufacturing processes and develop schedules to bring these products to volume production. We maintain a real-time roadmap for the packaging requirements of our customers and the industry in general. Our advanced packaging team develops and maintains generic recipes that are readily available to be tailored and refined for the specific new applications of our customers, which helps to further accelerate prototype development and product delivery time.

*Qualifications*

Production line and environmental qualifications require a variety of process engineering and technical skills, and the use of specialized equipment. Many of the products that we produce for our customers require extensive environmental and reliability qualification involving, in some cases, a three to six months or longer duration prior to volume production. The qualification phase may include a customer's certification of a production line or process and one or a series of qualification tests for mechanical integrity and environmental endurance as specified by an industry standards organization, such as Telcordia for telecommunication equipment. We have extensive expertise in the planning, executing, troubleshooting and ultimate success of these qualifications and testing environments, which provides our customers a higher likelihood of completing these qualifications in a timely fashion.

*Continuous Improvement and Optimization*

Once we have completed the qualification phase and stabilized production yields, we shift our focus to cost and quality optimization. This requires a close working relationship with our customer to optimize processes and identify alternative sources for materials to improve efficiency, yields and cost. Design and process improvements may include reducing the number of parts, simplifying the assembly process, eliminating non-value add operations, using standard materials and optimizing manufacturing lines.

*Supply Chain and Inventory Management*

Our expertise in supply chain and materials management often allows us to further reduce costs and cycle times for our customers. Our procurement and materials management services include planning, purchasing, expediting, warehousing and financing materials from thousands of suppliers. We have created a proprietary set of automated manufacturing resource planning tools to manage our inventory. We have also implemented inventory management strategies with certain suppliers that enable us to use inventory on an as-needed basis and provide on-site stocking programs.



## [Table of Contents](#)

### *Quality Control*

We believe the integration of our manufacturing and test controls, quality systems, and software platforms contribute significantly to our ability to deliver high-quality products on a consistent basis and reduce the risk that we will be required to repair or replace defective products. Our manufacturing execution system (MES) is directly integrated with our test system and enterprise resource planning (ERP) database allowing us to respond to any process deviations in real time. We work with customers to develop product-specific test strategies. We also provide a variety of test management services, including material and process testing and reliability testing. In addition to providing yield, manufacturing data tracking and other information, our data tracking system also performs process route checking to ensure that the products follow correct process steps, and the test results meet all specified criteria. Our test capabilities include traditional printed-circuit board assembly (PCBA) testing, mechanical testing and optical testing, which includes parametric testing, such as insertion loss, return loss and extinction ratio, and functional testing (e.g., bit error ratio).

### *Customized Glass and Crystal Optics Fabrication*

We design and fabricate our own customized glass and crystal optics, which are core components of the higher level assemblies that we manufacture for our customers. Our fabrication facilities are located in Fuzhou, China and Mountain Lakes, New Jersey. Our customized glass and crystal optics products include the following:

- *Fiber Optic Ferrules and Alignment Sleeves; Fiber Optic Substrates; Precision Glass Tubing, Precision Capillaries and Rods:* These single bore and multi-bore products, in various shapes and dimensions, are used principally in optical communications, medical and industrial applications.
- *Laser Optics:* Includes crystals (such as YVO4, Nd: YVO4, Cr: YAG, and BBO), optics, high reflectivity mirrors, lenses, prisms and windows used in laser applications.
- *Medical Optics:* Includes mirrors, lenses, filters, waveplates, windows, and prisms incorporated into various medical equipment products.
- *Storage Optics:* Includes mirrors, polarizing beam splitters or PBS, and waveplates incorporated into optical storage products.
- *Surveying Optics:* Includes penta prisms, corner cubes, and T-Windows incorporated into precision surveying products.
- *Telecom Optics:* Includes lenses (such as spherical, C-lens and cylindrical), waveplates, mirrors, prisms, filters and YVO4 crystals used for telecommunications applications.
- *Telecommunication Subassemblies:* Includes fiber pigtails (both single and dual), assemblies and collimators used in many fiber optic components such as isolators, circulators, optical switches and three-port filters.

### **Technology**

Based on our experience with customers and our qualitative assessment of our capabilities, we believe we provide a broader array of process technologies to the optics industry than any other manufacturing services provider. We also continue to invest in customized optics and glass technology including in the areas of crystal growth, crystal and glass processing, optical coating, polishing and lapping, optical assemblies and precision glass drawing. We intend to continue to increase our process engineering capabilities and manufacturing technologies to extend our product portfolio and continue to gain market share in the optics industry.

Our internally developed and licensed technologies include the following:

- *Advanced Optical Packaging:* We have extensive experience in developing manufacturing processes and performing value engineering to improve our customers' product performance, quality, reliability

## [Table of Contents](#)

and manufacturing yields. In many cases, we partner with our customers to develop custom manufacturing solutions for their optics products.

- *Reliability Testing:* Our reliability laboratory enables us to test the degree to which our results and specifications conform to our customers' requirements. Through the reliability laboratory, we are able to perform most of the tests required by industry standards, including damp heat, thermal aging, thermal shock, temperature cycling, shock and vibration, accelerated life testing and stress screening. The reliability laboratory is critical to verification of root cause failure analysis.
- *Optical and Mechanical Material and Process Analysis:* Our in-house material and process laboratory analyzes materials to support incoming inspection, process development, process monitoring, failure analysis and verification of compliance with the applicable environmental standards.
- *Precision Optical Fiber and Electro-Mechanical Assembly:* We have extensive experience in precision optical and electro-mechanical assemblies in clean room environments, clean room control discipline, cleaning technologies and electro-static discharge (ESD) protection.
- *Fiber Metallization and Lensing:* We use our fiber metallization and fiber lensing capabilities to assist our customers in packaging their products. Many optical component package designs require metallized fiber and some designs also require lensing at the tip of the fiber. We have in-house capabilities that enable us to produce these products at a low cost, with short lead times and high quality.
- *Fiber Handling and Fiber Alignment:* The technique with which optical fiber is handled can have a significant impact on the functionality and reliability of optics products due to the risk of damage or flaws introduced to the fiber surface or micro-cracks to the core of the fiber, which may impact alignment or signal quality, among other things. We have implemented a number of processes, techniques, and best practices to avoid stressing or otherwise damaging fiber during stripping, cleaving and connectorization. Such techniques are also designed to achieve optimal alignment of fiber in the shortest period of time during these processes.
- *Optical Testing:* We have the capability to perform parametric and functional tests for a wide variety of optical devices. In many cases, we are also able to help our customers develop their own proprietary software and test fixtures.
- *Crystal Growth and Processing:* Our crystal growth technology produces non-linear optical crystals and crystals used in laser applications. Our processing capabilities include dicing, grinding, polishing and inspection with high dimension, tolerance and surface quality.
- *Precision Glass Drawing:* We have developed the specialized capabilities necessary to draw precision structures within tight tolerances using borosilicate, clear fused quartz and synthetic fused silica glass. Using these processes, we produce customized rectangular and circular glass tubes and rods in various configurations and with multiple bores that are accurately drawn in precise locations within the tubing. These tubes can be sliced into thin wafers for use in various applications, such as ultra-filtration of bacteria, micro-organism counting, and identification of organisms and substances. These tubes can also be cut into larger lengths to produce ferrules and sleeves for use in fiber optic communications components.
- *Optical Coating:* We provide a wide variety of coating from simple single layer anti-reflection coatings to complex multi-layer stacks. The types of coating we provide include anti-reflection, partial reflection and high reflection.

We continuously invest in new and optimized processes to accommodate the next generation of optical devices, such as optical packaging, anti-reflective coating and printed circuit board technologies. We believe many of these manufacturing processes and technologies will be key to developing and commercializing the next generation of optical devices, which may include multi-function passive optics and photonic integrated circuits

## [Table of Contents](#)

(which are devices that incorporate various optical components and modules into a packaged chip), receivers integrated with an optical amplifier, and active optical cabling. We also anticipate our customers will continue to desire our vertically integrated capabilities, designing customized optics and glass to be incorporated into optical components, modules and complete network or laser systems.

### **Customers, Sales and Marketing**

The optical communications market we serve is highly concentrated. Therefore, we expect that the majority of our total revenues will continue to come from a limited number of customers. During fiscal year 2014 and fiscal year 2013, we had two customers that each contributed 10% or more of our total revenues, and these two customers together accounted for 46% and 47%, respectively, of our total revenues during such fiscal years.

The production of optical devices is characterized by a lengthy qualification process. In particular, the qualification and field testing of the products that we produce for our customers may take three to six months or longer to complete. Generally, we must qualify our production process with our customers, and the products that we manufacture must also meet the product quality requirements of our customers' customers. While most of our customers do not purchase our services until they qualify the services and satisfactorily complete factory audits and vendor evaluations, we typically produce a test run of their products to demonstrate that the products we produce will meet their qualification standards in advance of receiving an order. As part of this process, our engineers work closely with the customer's design and procurement teams. We believe that the rigorous product transfer and qualification processes, and the close relationships that we develop with our customers during those processes, results in greater visibility into product life cycles and longer-term customer engagements.

### **Backlog**

We are substantially dependent on orders we receive and fill on a short-term basis. Although we often receive a 12-month forecast from our customers, our customer contracts do not provide any assurance of future sales, and sales are typically made pursuant to individual purchase orders that have short lead times and are subject to revision or cancellation. Because of the possibility of changes in delivery or acceptance schedules, cancellations of orders, returns or price reductions, we do not believe that backlog is a reliable indicator of our future revenues.

### **Suppliers of Raw Materials**

Our manufacturing operations use a wide variety of optical, semiconductor, mechanical and electronic components, assemblies and raw materials. We generally purchase materials from our suppliers through standard purchase orders, as opposed to long-term supply agreements. We rely on sole-source suppliers for a number of critical materials. Some of these sole-source suppliers are small businesses, which presents risks to us based on their financial health and reliability, which we continually monitor. We have historically experienced supply shortages for various reasons, including reduced yields by our suppliers, which have prevented us from manufacturing products for our customers in a timely manner. While we continually undertake programs to ensure the long-term availability of raw materials, there can be no assurance that we will be successful in doing so or that we will not be subject to future supply constraints.

### **Quality**

We have an extensive quality management system that focuses on continual process improvement and achieving high levels of customer satisfaction. We employ a variety of enhanced statistical engineering techniques and other tools to improve product and service quality. In addition, we generally offer a warranty ranging from one to five years on the products that we assemble. Generally, this warranty is limited to our workmanship and our liability is capped at the price of the product.

## [Table of Contents](#)

Our quality management systems help to ensure that the products we provide to our customers meet or exceed industry standards. We maintain the following certifications: ISO9001 for Manufacturing Quality Management Systems; ISO14001 for Environmental Management Systems; TL9000 for Telecommunications Industry Quality Certification; ISO/TS16949 for Automotive Industry Quality Certification; ISO13485 for Medical Devices Industry Quality Certification; AS9100 for Aerospace Industry Quality Certification; and OHSAS18001 for Occupational Health and Safety Management Systems. We also maintain compliance with various additional standards imposed by the U.S. Food and Drug Administration, or FDA, with respect to the manufacture of medical devices.

In addition to these standards, we are committed to the deployment of sustainable manufacturing, lean initiatives and continuous improvement throughout our operations. The implementation of lean manufacturing initiatives helps improve efficiency and reduce waste in the manufacturing process in areas such as inventory on hand, set up times and floor space and the number of people required for production, while Kaizen and Six Sigma ensures continuous improvement by reducing process variation.

### **Competition**

Although the manufacturing services market is highly competitive, we believe that there are significant barriers to entry in our existing and target markets, including lengthy sales cycles, the need to demonstrate complex precision optical and electro-mechanical engineering and manufacturing capabilities to a prospective customer and the ability to protect a customer's intellectual property.

Our overall competitive position depends upon a number of factors, including:

- our manufacturing technologies and capacity;
- the quality of our manufacturing processes and products;
- our supply chain tools and data management systems;
- our ability to safeguard and protect our customers' intellectual property;
- our engineering and prototyping capabilities;
- our ability to strengthen and broaden our engineering services and know-how to participate in the growth of emerging technologies;
- our ability to deliver on-time;
- cost; and
- our responsiveness and flexibility.

Competitors in the market for optical manufacturing services include Benchmark Electronics, Inc., Celestica Inc., Sanmina-SCI Corporation and Venture Corporation Limited, as well as the internal manufacturing capabilities of our customers. Our customized optics and glass operations face competition from companies such as Browave Corporation, Fujian Castech Crystals, Inc., Photop Technologies, Inc. and Research Electro-Optic, Inc.

### **Intellectual Property**

Our success depends, in part, on our ability to protect our customers' intellectual property. We license various technologies from our customers on a non-exclusive, royalty-free, non-transferable basis for the sole purpose of allowing us to manufacture products for those customers in accordance with their specifications. We have no rights to disclose, use, sublicense or sell this licensed technology for any other purpose. The duration of these licenses is limited to the duration of the underlying supply or manufacturing agreement. To meet the

## [Table of Contents](#)

demands of certain customers, we created a factory-within-a-factory manufacturing environment that physically separates the manufacturing sites from one another. Some customers, for example, demand anonymity at our facilities while other customers require additional security measures such as biometric devices to safeguard their segregated manufacturing areas.

We regard our own manufacturing process technologies and customized optics and glass designs as proprietary intellectual property. We own any process engineering technology independently developed in-house by our technical staff. As part of our manufacturing services, to the extent we utilize our own manufacturing process technologies in the manufacture of our customers' products, we grant our customers a royalty-free license to these process engineering technologies for the purpose of allowing our customers to make their products. Any process engineering or other improvements that we develop in connection with the improvement or optimization of a process for the manufacturing of a customer's products are immediately assigned to that customer. To protect our proprietary rights, we rely largely upon a combination of trade secrets, non-disclosure agreements and internal security systems. Historically, patents have not played a significant role in the protection of our proprietary rights. Nevertheless, we currently have a relatively small number of solely-owned and jointly-held PRC patents in various customized optic technologies with expiration dates between 2015 and 2029. We believe that both our evolving business practices and industry trends may result in the continued growth of our patent portfolio and its importance to us, particularly as we expand our business.

### **Environmental Regulation**

We are subject to a variety of international and U.S. laws and other legal requirements relating to the use, disposal, clean-up of and human exposure to, hazardous materials. To date, such laws and regulations have not materially affected our business. We do not anticipate any material capital expenditures for environmental control facilities for the foreseeable future. While to date we are not aware of any material exposures, there can be no assurance that environmental matters will not arise in the future or that costs will not be incurred with respect to sites as to which no problem is currently known.

### **Social Responsibility**

Our corporate social responsibility practices focus on creating better social, economic and environmental outcomes for all stakeholders in the global electronics supply chain. These outcomes include: improved conditions for workers, increased efficiency and productivity for customers and suppliers, economic development, and a clean environment for our communities. We are committed to implementing programs that focus on driving continuous improvements in social, ethical, and environmental compliance throughout all of our global operating units in accordance with our Code of Business Conduct. As a guide to achieve this end, we look at principles, policies and standards as prescribed by the Electronics Industry Citizenship Coalition ("EICC"), an association of global electronics companies whose mission is to enable companies to improve the social and environmental conditions in the global supply chain. Fabrinet is a full member of the EICC.

### **Corporate Structure**

Fabrinet was incorporated under the laws of the Cayman Islands in August 1999 and commenced business operations in January 2000. We have six subsidiaries, all of which, other than our Thai subsidiary, Fabrinet Co., Ltd., are wholly-owned. We own 99.99% of Fabrinet Co., Ltd., and the remainder is owned by Mr. David T. Mitchell, our chief executive officer and chairman of the board of directors, and certain of his family members. We incorporated Fabrinet Co., Ltd. and Fabrinet USA, Inc., a California corporation, in 1999. We incorporated FBN New Jersey Manufacturing, Inc. (or Vitrocom), a Delaware corporation, and acquired Fabrinet China Holdings (Mauritius Island) and CASIX, Inc. (People's Republic of China) in 2005. We incorporated Fabrinet Pte., Ltd. (Singapore) in 2007, and liquidated Fabrinet AB (Sweden) in 2014.

## [Table of Contents](#)

As the parent company, we enter into contracts directly with our customers, and have entered into various inter-company agreements with some of our subsidiaries, while Casix and Vitrocom each enter into sales contracts or purchase orders directly with their customers. We have inter-company agreements with Fabrinet Co., Ltd., and Vitrocom, whereby each provides manufacturing services to us. We also have inter-company agreements with Fabrinet USA, Inc., and Fabrinet Pte., Ltd. to provide us with certain administrative and business development services.

### **Employees**

As of June 27, 2014, we had approximately 6,340 full-time employees located in Thailand, the PRC, North America and Europe. As of June 27, 2014, we had approximately 5,490 full-time employees located in Thailand, approximately 5,370 of whom were engaged in manufacturing operations and 120 of whom were engaged in general and administrative functions. As of June 27, 2014, we had approximately 810 full-time employees located in the PRC, approximately 760 of whom were engaged in manufacturing operations and 50 of whom were engaged in general and administrative functions. As of June 27, 2014, we had approximately 40 full-time employees located in the United States, approximately 30 of whom were engaged in manufacturing operations and 10 of whom were engaged in general and administrative functions. As of June 27, 2014, we had 2 full-time employees located in Europe, both of whom were engaged in business development activities. None of our employees are represented by a labor union. We have not experienced any work stoppages, slowdowns or strikes. We consider our relations with our employees to be positive.

### **Available Information**

Our website is located at [www.Fabrinet.com](http://www.Fabrinet.com). The information posted on our website is not incorporated into this Annual Report on Form 10-K. Our Annual Report on Form 10-K, Quarterly Reports on Form 10-Q, Current Reports on Form 8-K and amendments to reports filed or furnished pursuant to Sections 13(a) and 15(d) of the Securities Exchange Act of 1934, as amended, are available free of charge through the "Investors" section of our website as soon as reasonably practicable after we electronically file such material with, or furnish it to, the U.S. Securities and Exchange Commission (SEC). You may also access all of our public filings through the SEC's website at [www.sec.gov](http://www.sec.gov). Further, a copy of this Annual Report on Form 10-K is located at the SEC's Public Reference Room at 100 F Street, NE, Washington, D.C. 20549. Information on the operation of the Public Reference Room can be obtained by calling the SEC at 1-800-SEC-0330.

### **ITEM 1A. RISK FACTORS**

*Investing in our ordinary shares involves a high degree of risk. You should carefully consider the following risks as well as the other information contained in this Annual Report on Form 10-K, including our consolidated financial statements and the related notes, before investing in our ordinary shares. The risks and uncertainties described below are not the only ones that we may face. Additional risks and uncertainties of which we are unaware, or that we currently deem immaterial, also may become important factors that affect us or our ordinary shares. If any of the following risks actually occur, they may harm our business, financial condition and operating results. In this event, the market price of our ordinary shares could decline and you could lose some or all of your investment.*

#### **Risks Related to Our Business**

***Our sales depend on and will continue to depend on a small number of customers. A reduction in orders from any of these customers, the loss of any of these customers, or a customer exerting significant pricing and margin pressures on us could harm our business, financial condition and operating results.***

We have depended, and will continue to depend, upon a small number of customers for a significant percentage of our total revenues. During fiscal year 2014 and fiscal year 2013, we had two customers that each

## [Table of Contents](#)

contributed 10% or more of our total revenues, respectively. These customers together accounted for 46% and 47% of our total revenues, respectively, during such fiscal years. Dependence on a small number of customers means that a reduction in orders from, a loss of, or other adverse actions by any one of these customers would reduce our revenues and could have a material adverse effect on our business, operating results and share price.

Further, our customer concentration increases the concentration of our accounts receivable and our exposure to payment default by any of our key customers. Many of our existing and potential customers have substantial debt burdens, have experienced financial distress or have static or declining revenues, all of which may have been exacerbated by the impact of the flooding in Thailand, the recent conditions in the credit markets, and the continual uncertainty in the global economies. Certain of our customers have gone out of business, declared bankruptcy, been acquired, or announced their withdrawal from segments of the optics market. We generate significant accounts payable and inventory for the services that we provide to our customers, which could expose us to substantial and potentially unrecoverable costs if we do not receive payment from our customers.

Reliance on a small number of customers gives those customers substantial purchasing power and leverage in negotiating contracts with us. In addition, although we enter into master supply agreements with our customers, the level of business to be transacted under those agreements is not guaranteed. Instead, we are awarded business under those agreements on a project-by-project basis. Some of our customers have at times significantly reduced or delayed the volume of manufacturing services that they order from us. If we are unable to maintain our relationships with our existing significant customers, our business, financial condition and operating results could be harmed.

***Natural disasters, including the recent flooding in Thailand, epidemics, acts of terrorism and other political and economic developments could harm our business, financial condition and operating results.***

Natural disasters, such as the October and November 2011 flooding in Thailand, where most of our manufacturing operations are located, could severely disrupt our manufacturing operations and increase our supply chain costs. These events, over which we have little or no control, could cause a decrease in demand for our services, make it difficult or impossible for us to manufacture and deliver products and for our suppliers to deliver components allowing us to manufacture those products, require large expenditures to repair or replace our facilities, or create delays and inefficiencies in our supply chain. For example, the October and November 2011 flooding in Thailand forced us to temporarily shut down all of our manufacturing facilities in Thailand and cease production permanently at our Chokchai facility in Thailand, which adversely affected our ability to meet our customers' demands during fiscal year 2012. In some countries in which we operate, including the PRC and Thailand, potential outbreaks of infectious diseases such as the H1N1 influenza virus, severe acute respiratory syndrome (SARS) or bird flu could disrupt our manufacturing operations, reduce demand for our customers' products and increase our supply chain costs. In addition, increased international political instability, evidenced by the threat or occurrence of terrorist attacks, enhanced national security measures, conflicts in the Middle East and Asia, strained international relations arising from these conflicts and the related decline in consumer confidence and economic weakness, may hinder our ability to do business. Any escalation in these events or similar future events may disrupt our operations and the operations of our customers and suppliers, and may affect the availability of materials needed for our manufacturing services. Such events may also disrupt the transportation of materials to our manufacturing facilities and finished products to our customers. These events have had, and may continue to have, an adverse impact on the U.S. and world economy in general, and customer confidence and spending in particular, which in turn could adversely affect our total revenues and operating results. The impact of these events on the volatility of the U.S. and world financial markets also could increase the volatility of the market price of our ordinary shares and may limit the capital resources available to us, our customers and our suppliers.

## [Table of Contents](#)

***We are not fully insured against all potential losses. Natural disasters or other catastrophes could adversely affect our business, financial condition and results of operations.***

Our current property and casualty insurance covers loss or damage to our property and third-party property over which we have custody and control, as well as losses associated with business interruption, subject to specified exclusions and limitations such as coinsurance, facilities location sub-limits and other policy limitations and covenants. Even with insurance coverage, natural disasters or other catastrophic events, including acts of war, could cause us to suffer substantial losses in our operational capacity and could also lead to a loss of opportunity and to a potential adverse impact on our relationships with our existing customers resulting from our inability to produce products for them, for which we would not be compensated by existing insurance. This in turn could have a material adverse effect on our financial condition and results of operations.

***If the optical communications market does not expand as we expect, our business may not grow as fast as we expect, which could adversely impact our business, financial condition and operating results.***

Our future success as a provider of precision optical, electro-mechanical and electronic manufacturing services for the optical communications market depends on the continued growth of the optics industry and, in particular, the continued expansion of global information networks, particularly those directly or indirectly dependent upon a fiber optic infrastructure. As part of that growth, we anticipate that demand for voice, video, and other data services delivered over high-speed connections (both wired and wireless) will continue to increase. Without network and bandwidth growth, the need for enhanced communications products would be jeopardized. Currently, demand for network services and for broadband access, in particular, is increasing but growth may be limited by several factors, including, among others: (i) relative strength or weakness of the global economy or certain countries or regions, (ii) an uncertain regulatory environment, and (iii) uncertainty regarding long-term sustainable business models as multiple industries, such as the cable, traditional telecommunications, wireless and satellite industries, offer competing content delivery solutions. The optical communications market also has experienced periods of overcapacity, some of which have occurred even during periods of relatively high network usage and bandwidth demands. If the factors described above were to slow, stop or reverse the expansion in the optical communications market, our business, financial condition and operating results would be negatively affected.

***Our quarterly revenues, gross profit margins and operating results have fluctuated significantly and may continue to do so in the future, which may cause the market price of our ordinary shares to decline or be volatile.***

Our quarterly revenues, gross profit margins, and operating results have fluctuated significantly and may continue to fluctuate significantly in the future. For example, any of the risks described in this “Risk Factors” section and, in particular, the following factors, could cause our quarterly and annual revenues, gross profit margins, and operating results to fluctuate from period to period:

- our ability to acquire new customers and retain our existing customers by delivering superior quality and customer service;
- the cyclical nature of the optical communications market, as well as the lasers and sensors markets;
- competition;
- our ability to achieve favorable pricing for our services;
- our ability to manage our headcount and other costs; and
- changes in the relative mix in our revenues.

Therefore, we believe that quarter-to-quarter comparisons of our operating results may not be useful in predicting our future operating results. You should not rely on our results for one quarter as any indication of our future performance. Quarterly variations in our operations could result in significant volatility in the market price of our ordinary shares.



## [Table of Contents](#)

***If we are unable to continue diversifying our precision optical and electro-mechanical manufacturing services across other markets within the optics industry, such as the semiconductor processing, biotechnology, metrology and material processing markets, or if these markets do not grow as fast as we expect, our business may not grow as fast as we expect, which could adversely impact our business, financial condition and operating results.***

We intend to continue diversifying across other markets within the optics industry, such as the semiconductor processing, biotechnology, metrology and material processing markets, to reduce our dependence on the optical communications market and to grow our business. Currently, the optical communications market contributes the majority of our revenues. There can be no assurance that our efforts to further expand and diversify into other markets within the optics industry will prove successful or that these markets will continue to grow as fast as we expect. In the event that the opportunities presented by these markets prove to be less than anticipated, if we are less successful than expected in diversifying into these markets, or if our margins in these markets prove to be less than expected, our growth may slow or stall, and we may incur costs that are not offset by revenues in these markets, all of which could harm our business, financial condition and operating results.

***We face significant competition in our business. If we are unable to compete successfully against our current and future competitors, our business, financial condition and operating results could be harmed.***

Our current and prospective customers tend to evaluate our capabilities against the merits of their internal manufacturing as well as the capabilities of third-party manufacturers. We believe the internal manufacturing capabilities of current and prospective customers are our primary competition. This competition is particularly strong when our customers have excess manufacturing capacity, as was the case when the markets that we serve experienced a significant downturn from 2001 through 2004 and again in 2008 and 2009, that resulted in underutilized capacity. Many of our potential customers continue to have excess manufacturing capacity at their facilities. In addition, as a result of the October and November 2011 flooding in Thailand, some of our customers began manufacturing products internally or using other third-party manufacturers that were not affected by the flooding. If our customers choose to manufacture products internally rather than to outsource production to us, or choose to outsource to a third-party manufacturer, our business, financial condition and operating results could be harmed.

Competitors in the market for optical manufacturing services include Benchmark Electronics, Inc., Celestica Inc., Sanmina-SCI Corporation and Venture Corporation Limited. Our customized optics and glass operations face competition from companies such as Browave Corporation, Fujian Casteck Crystals, Inc., Photop Technologies, Inc., and Research Electro-Optic, Inc. Other existing contract manufacturing companies, original design manufacturers or outsourced semiconductor assembly and test companies could also enter our target markets. In addition, we may face more competitors as we attempt to penetrate new markets.

Many of our customers and potential competitors have longer operating histories, greater name recognition, larger customer bases and significantly greater resources than we have. These advantages may allow them to devote greater resources than we can to the development and promotion of service offerings that are similar or superior to our service offerings. These competitors may also engage in more extensive research and development, undertake more far-reaching marketing campaigns, adopt more aggressive pricing policies or offer services that achieve greater market acceptance than ours. These competitors may also compete with us by making more attractive offers to our existing and potential employees, suppliers and strategic partners. Further, consolidation in the optics industry could lead to larger and more geographically diverse competitors. New and increased competition could result in price reductions for our services, reduced gross profit margins or loss of market share. We may not be able to compete successfully against our current and future competitors, and the competitive pressures we face may harm our business, financial condition and operating results.

***Cancellations, delays or reductions of customer orders and the relatively short-term nature of the commitments of our customers could harm our business, financial condition and operating results.***

We do not typically obtain firm purchase orders or commitments from our customers that extend beyond 13 weeks. While we work closely with our customers to develop forecasts for periods of up to one year, these forecasts are not fully binding and may be unreliable. Customers may cancel their orders, change production quantities from forecasted volumes or delay production for a number of reasons beyond our control. Any material delay, cancellation or reduction of orders could cause our revenues to decline significantly and could cause us to hold excess materials. Many of our costs and operating expenses are fixed. As a result, a reduction in customer demand could decrease our gross profit and harm our business, financial condition and operating results.

In addition, we make significant decisions, including production schedules, material procurement commitments, personnel needs and other resource requirements, based on our estimate of our customers' requirements. The short-term nature of our customers' commitments and the possibility of rapid changes in demand for their products reduce our ability to accurately estimate the future requirements of our customers. Inability to forecast the level of customer orders with certainty makes it difficult to allocate resources to specific customers, order appropriate levels of materials and maximize the use of our manufacturing capacity. This could also lead to an inability to meet a spike in production demand, all of which could harm our business, financial condition and operating results.

***Our exposure to financially troubled customers or suppliers could harm our business, financial condition and operating results.***

We provide manufacturing services to companies, and rely on suppliers, that have in the past and may in the future experience financial difficulty, particularly in light of recent conditions in the credit markets and the overall economy that affected access to capital and liquidity. As a result, we devote significant resources to monitor receivables and inventory balances with certain of our customers. If our customers experience financial difficulty, we could have difficulty recovering amounts owed to us from these customers, or demand for our services from these customers could decline. If our suppliers experience financial difficulty, we could have trouble sourcing materials necessary to fulfill production requirements and meet scheduled shipments. Any such financial difficulty could adversely affect our operating results and financial condition by resulting in a reduction in our revenues, a charge for inventory write-offs, a provision for doubtful accounts, and an increase in working capital requirements due to increases in days in inventory and in days in accounts receivable. For example, in July 2014, one of our customers filed for bankruptcy protection under the Local Trade Court in France; however, the Company believes that the potential losses from this particular customer will not have a significant effect on the Company's consolidated financial statements.

***Fluctuations in foreign currency exchange rates and changes in governmental policies regarding foreign currencies could increase our operating costs, which would adversely affect our operating results.***

Volatility in the functional and non-functional currencies of our entities and the U.S. dollar could seriously harm our business, financial condition and operating results. The primary impact of currency exchange fluctuations is on our cash, receivables and payables of our operating entities. We may experience significant unexpected expenses from fluctuations in exchange rates.

Our customer contracts generally require that our customers pay us in U.S. dollars. However, the majority of our payroll and other operating expenses are paid in Thai baht. As a result of these arrangements, we have significant exposure to changes in the exchange rate between the Thai baht and the U.S. dollar, and our operating results are adversely impacted when the U.S. dollar depreciates relative to the Thai baht and other currencies. We have experienced such depreciation in the U.S. dollar as compared with the Thai baht, and our results have been

## [Table of Contents](#)

adversely impacted by this fluctuation in exchange rates. Further, while we attempt to hedge against certain exchange rate risks, we typically enter into hedging contracts with durations of one to six months, leaving us exposed to longer term changes in exchange rates.

Also, we have significant exposure to changes in the exchange rate between the RMB and the U.S. dollar. The expenses of our PRC subsidiary are denominated in RMB. Currently, RMB are convertible in connection with trade- and service-related foreign exchange transactions, foreign debt service and payment of dividends. The PRC government may at its discretion restrict access in the future to foreign currencies for current account transactions. If this occurs, our PRC subsidiary may not be able to pay us dividends in U.S. dollars without prior approval from the PRC State Administration of Foreign Exchange. In addition, conversion of RMB for most capital account items, including direct investments, is still subject to government approval in the PRC. This restriction may limit our ability to invest the earnings of our PRC subsidiary. As of June 27, 2014, the U.S. dollar had appreciated approximately 2.3% against the RMB since June 29, 2012. There remains significant international pressure on the PRC government to adopt a substantially more liberalized currency policy. Any further and more significant appreciation in the value of the RMB against the U.S. dollar could negatively impact our operating results.

***We purchase some of the critical materials used in certain of our products from a single source or a limited number of suppliers. Supply shortages have in the past, and could in the future, impair the quality, reduce the availability or increase the cost of materials, which could harm our revenues, profitability and customer relations.***

We rely on a single source or a limited number of suppliers for critical materials used in a significant number of the products we manufacture. We generally purchase these single or limited source materials through standard purchase orders and do not maintain long-term supply agreements with our suppliers. We generally use a rolling 12 month forecast based on anticipated product orders, customer forecasts, product order history, backlog, and warranty and service demand to determine our materials requirements. Lead times for the parts and components that we order vary significantly and depend on factors such as manufacturing cycle times, manufacturing yields and the availability of raw materials used to produce the parts or components. Historically, we have experienced supply shortages resulting from various causes, including reduced yields by our suppliers, which prevented us from manufacturing products for our customers in a timely manner. Our revenues, profitability and customer relations could be harmed by a stoppage or delay of supply, a substitution of more expensive or less reliable parts, the receipt of defective parts or contaminated materials, an increase in the price of supplies, or an inability to obtain pricing reduction in price from our suppliers in response to competitive pressures.

We continue to undertake programs to strengthen our supply chain. Nevertheless, we are experiencing, and expect for the foreseeable future to continue to experience, strain on our supply chain and periodic supplier problems. We have incurred, and expect to continue to incur for the foreseeable future, costs to address these problems.

***Managing our inventory is complex and may require write-downs due to excess or obsolete inventory, which could cause our operating results to decrease significantly in a given fiscal period.***

Managing our inventory is complex. We are generally required to procure material based upon the anticipated demand of our customers. The inaccuracy of these forecasts or estimates could result in excess supply or shortages of certain materials. Inventory that is not used or expected to be used as and when planned may become excess or obsolete. Generally, we are unable to use most of the materials purchased for one of our customers to manufacture products for any of our other customers. Additionally, we could experience reduced or delayed product shipments or incur additional inventory write-downs and cancellation charges or penalties, which would increase costs and could harm our business, financial condition and operating results. While our agreements with customers are structured to mitigate our risks related to excess or obsolete inventory, enforcement of these provisions may result in material expense and delay in payment for inventory. If any of our

## [Table of Contents](#)

significant customers becomes unable or unwilling to purchase inventory or does not agree to such contractual provisions in the future, our business, financial condition and operating results may be harmed.

***We conduct operations in a number of countries, which creates logistical and communications challenges for us and exposes us to other risks that could harm our business, financial condition and operating results.***

The vast majority of our operations, including manufacturing and customer support, are located primarily in the Asia-Pacific region. The distances between Thailand, the PRC and our customers and suppliers globally, create a number of logistical and communications challenges for us, including managing operations across multiple time zones, directing the manufacture and delivery of products across significant distances, coordinating the procurement of raw materials and their delivery to multiple locations and coordinating the activities and decisions of our management team, the members of which are based in different countries.

Our customers are located throughout the world. Total revenues from the bill to location of customers outside of North America accounted for 51.8%, 53.3% and 51.7% of our total revenues for fiscal year 2014, fiscal year 2013, and fiscal year 2012, respectively. We expect that total revenues from the bill to location of customers outside of North America will continue to account for a significant portion of our total revenues. Our customers also depend on international sales, which further exposes us to the risks associated with international operations. In addition, our international operations and sales subject us to a variety of domestic and foreign trade regulatory requirements.

***Political unrest and demonstrations, as well as changes in the political, social, business or economic conditions in Thailand, could harm our business, financial condition and operating results.***

The majority of our assets and manufacturing operations are located in Thailand. Therefore, political, social, business and economic conditions in Thailand have a significant effect on our business. In March 2014, Thailand was assessed as a medium-high political risk by AON Political Risk, a risk management, insurance and consulting firm. Any changes to tax regimes, laws, exchange controls or political action in Thailand may harm our business, financial condition and operating results.

Thailand has a history of political unrest that includes the involvement of the military as an active participant in the ruling government. In recent years, political unrest in the country has sparked political demonstrations and, in some instances, violence. In March 2010, protestors held anti-government demonstrations calling for new elections. These demonstrations in Bangkok and other parts of Thailand resulted in the country's worst political violence in nearly two decades with numerous deaths and injuries, as well as destruction of property. Certain hotels and businesses in Bangkok were closed for weeks as the protestors occupied Bangkok's commercial center, and governments around the world issued travel advisories urging their citizens to avoid non-essential travel to Bangkok. In December 2013, anti-government protesters known as the People's Democratic Reform Committee (PDRC) began campaigning for people to join the shutdown of Bangkok and calling for reform before a new election. As a result, certain government agencies in Bangkok were closed and demonstrations continued into the first half of 2014. The ongoing political stalemate reached a culmination on May 22, 2014, when the Thai military took over the government in a coup, and it continues to rule the country today. It is unknown how long it may take for the current political situation to be resolved and for democracy to be restored, or what effects the current political situation may have on Thailand and the surrounding region.

Any succession crisis in the Kingdom of Thailand could cause new or increased instability and unrest. In the event that a violent coup were to occur or the current political unrest were to worsen, such activity could prevent shipments from entering or leaving the country and disrupt our ability to manufacture products in Thailand, and we could be forced to transfer our manufacturing activities to more stable, and potentially more costly, regions. Further, the Thai government recently raised the minimum wage standards for labor and could repeal certain promotional certificates that we have received or tax holidays for certain export and value added taxes that we

enjoy, either preventing us from engaging in our current or anticipated activities or subjecting us to higher tax rates. A new regime could nationalize our business or otherwise seize our assets and any other future political instability, such as the recent coup could harm our business, financial condition and operating results.

***We expect to continue to invest in our manufacturing operations in the PRC, which will continue to expose us to risks inherent in doing business in the PRC, any of which risks could harm our business, financial condition and operating results.***

We anticipate that we will continue to invest in our customized optics manufacturing facilities located in Fuzhou, China. Because these operations are located in the PRC, they are subject to greater political, legal and economic risks than the geographies in which the facilities of many of our competitors and customers are located. In particular, the political and economic climate in the PRC (both at national and regional levels) is fluid and unpredictable. In March 2014, the PRC was assessed as a medium-high political risk by AON Political Risk. A large part of the PRC's economy is still being operated under varying degrees of control by the PRC government. By imposing industrial policies and other economic measures, such as control of foreign exchange, taxation, import and export tariffs, environmental regulations, land use rights, intellectual property and restrictions on foreign participation in the domestic market of various industries, the PRC government exerts considerable direct and indirect influence on the development of the PRC economy. Many of the economic reforms carried out by the PRC government are unprecedented or experimental and are expected to change further. Any changes to the political, legal or economic climate in the PRC could harm our business, financial condition and operating results.

Our PRC subsidiary is a "wholly foreign-owned enterprise" and is therefore subject to laws and regulations applicable to foreign investment in the PRC, in general, and laws and regulations applicable to wholly foreign-owned enterprises, in particular. The PRC has made significant progress in the promulgation of laws and regulations pertaining to economic matters such as corporate organization and governance, foreign investment, commerce, taxation and trade. However, the promulgation of new laws, changes in existing laws and abrogation of local regulations by national laws may have a negative impact on our business and prospects. In addition, these laws and regulations are relatively new, and published cases are limited in volume and non-binding. Therefore, the interpretation and enforcement of these laws and regulations involve significant uncertainties. Laws may be changed with little or no prior notice, for political or other reasons. These uncertainties could limit the legal protections available to foreign investors. Furthermore, any litigation in the PRC may be protracted and result in substantial costs and diversion of resources and management's attention.

***Our business and operations would be adversely impacted in the event of a failure of our information technology infrastructure and/or cybersecurity attacks.***

We rely upon the capacity, reliability and security of our information technology hardware and software infrastructure. For instance, we use a combination of standard and customized software platforms to manage, record and report all aspects of our operations and, in many instances, enable our customers to remotely access certain areas of our databases to monitor yields, inventory positions, work-in-progress status and vendor quality data. We are constantly expanding and updating our information technology infrastructure in response to our changing needs. Any failure to manage, expand and update our information technology infrastructure or any failure in the operation of this infrastructure could harm our business.

Despite our implementation of security measures, our systems are vulnerable to damages from computer viruses, natural disasters, unauthorized access and other similar disruptions. Any system failure, accident or security breach could result in disruptions to our operations. To the extent that any disruptions, cyber-attack or other security breach results in a loss or damage to our data, or inappropriate disclosure of confidential information, it could harm our business. In addition, we may be required to incur significant costs to protect against damage caused by these disruptions or security breaches in the future.

***Consolidation in the markets we serve could harm our business, financial condition and operating results.***

Consolidation in the markets we serve has resulted in a reduction in the number of potential customers for our services. Most recently, in July 2012, Oclaro and Opnext, Inc., both of which were our customers at the time, merged. In some cases, consolidation among our customers has led to a reduction in demand for our services as customers acquired the capacity to manufacture products in-house.

Consolidation among our customers and their customers may continue and may adversely affect our business, financial condition and operating results in several ways. Consolidation among our customers and their customers may result in a smaller number of large customers whose size and purchasing power give them increased leverage that may result in, among other things, decreases in our average selling prices. In addition to pricing pressures, this consolidation may also reduce overall demand for our manufacturing services if customers obtain new capacity to manufacture products in-house or discontinue duplicate or competing product lines in order to streamline operations. If demand for our manufacturing services decreases, our business, financial condition and operating results could be harmed.

***Unfavorable worldwide economic conditions may negatively affect our business, operating results and financial condition.***

Volatility and disruption in the capital and credit markets, depressed consumer confidence, and negative global economic conditions have affected levels of business and consumer spending. Concerns about the potential default of various national bonds and debt backed by individual countries as well as the politics impacting these, could negatively impact the U.S. and global economies and adversely affect our financial results. In particular, recent economic uncertainty in Europe has led to reduced demand in some of our customers' optical communications product portfolios. If economic conditions in Europe do not recover or if they continue to deteriorate, our operating results could be harmed.

Uncertainty about worldwide economic conditions, including sequestration, poses a risk as businesses may further reduce or postpone spending in response to reduced budgets, tight credit, negative financial news and declines in income or asset values, which could adversely affect our business, financial condition and results of operations and increase the volatility of our share price. In addition, our ability to access capital markets may be restricted, which could have an impact on our ability to react to changing economic and business conditions and could also adversely affect our results of operations and financial condition.

***If we fail to adequately expand our manufacturing capacity, we will not be able to grow our business, which would harm our business, financial condition and operating results. Conversely, if we expand too much or too rapidly, we may experience excess capacity, which would harm our business, financial condition and operating results.***

We may not be able to pursue many large customer orders or sustain our historical growth rates if we do not have sufficient manufacturing capacity to enable us to commit to provide customers with specified quantities of products. If our customers do not believe that we have sufficient manufacturing capacity, they may: (i) outsource all of their production to another source that they believe can fulfill all of their production requirements; (ii) look to a second source for the manufacture of additional quantities of the products that we currently manufacture for them; (iii) manufacture the products themselves; or (iv) otherwise decide against using our services for their new products.

We most recently expanded our manufacturing capacity at our Thailand facilities in April 2012 with the completion of Pinehurst Building 6. However, we also determined that we would not resume manufacturing operations at our Chokchai campus, which we leased. We may continue to devote significant resources to the expansion of our manufacturing capacity, and any such expansion will be expensive, will require management's time and may disrupt our operations. In the event we are unsuccessful in our attempts to expand our manufacturing capacity, our business, financial condition and operating results could be harmed.

## [Table of Contents](#)

However, if we expand our manufacturing capacity and are unable to promptly utilize the additional space due to reduced demand for our services, an inability to win new projects, new customers or penetrate new markets, or if the optics industry does not grow as we expect, we may experience periods of excess capacity, which could harm our business, financial condition and operating results.

***We may experience manufacturing yields that are lower than expected, potentially resulting in increased costs, which could harm our business, operating results and customer relations.***

Manufacturing yields depend on a number of factors, including the following:

- the quality of input, materials and equipment;
- the quality and feasibility of our customer's design;
- the repeatability and complexity of the manufacturing process;
- the experience and quality of training of our manufacturing and engineering teams; and
- the monitoring of the manufacturing environment.

Lower volume production due to continually changing designs generally results in lower yields. Manufacturing yields and margins can also be lower if we receive or inadvertently use defective or contaminated materials from our suppliers. In addition, our customer contracts typically provide that we will supply products at a fixed price each quarter, which assumes specific production yields and quality metrics. If we do not meet the yield assumptions and quality metrics used in calculating the price of a product, we may not be able to recover the costs associated with our failure to do so. Consequently, our operating results and profitability may be harmed.

***If the products that we manufacture contain defects, we could incur significant correction costs, demand for our services may decline and we may be exposed to product liability and product warranty claims, which could harm our business, financial condition, operating results and customer relations.***

We manufacture products to our customers' specifications, and our manufacturing processes and facilities must comply with applicable statutory and regulatory requirements. In addition, our customers' products and the manufacturing processes that we use to produce them are often complex. As a result, products that we manufacture may at times contain manufacturing or design defects, and our manufacturing processes may be subject to errors or fail to be in compliance with applicable statutory or regulatory requirements. Additionally, not all defects are immediately detectible. The testing procedures of our customers are generally limited to the evaluation of the products that we manufacture under likely and foreseeable failure scenarios. For various reasons (including, among others, the occurrence of performance problems that are unforeseeable at the time of testing or that are detected only when products are fully deployed and operated under peak stress conditions), these products may fail to perform as expected after their initial acceptance by a customer.

We generally provide a warranty of between one to two years on the products that we manufacture for our customers. This warranty typically guarantees that products will conform to our customers' specifications and be free from defects in workmanship. Defects in the products we manufacture, whether caused by a design, engineering, manufacturing or component failure or by deficiencies in our manufacturing processes and whether during or after the warranty period, could result in product or component failures, which may damage our business reputation, whether or not we are indemnified for such failures. We could also incur significant costs to repair or replace defective products under warranty, particularly when such failures occur in installed systems. In some instances, we may also be required to incur costs to repair or replace defective products outside of the warranty period in the event that a recurring defect is discovered in a certain percentage of a customer's products delivered over an agreed upon period of time. We have experienced product or component failures in the past and remain exposed to such failures, as the products that we manufacture are widely deployed throughout the world

## [Table of Contents](#)

in multiple environments and applications. Further, due to the difficulty in determining whether a given defect resulted from our customer's design of the product or our manufacturing process, we may be exposed to product liability or product warranty claims arising from defects that are not our fault. In addition, if the number or type of defects exceeds certain percentage limitations contained in our contractual arrangements, we may be required to conduct extensive failure analysis, re-qualify for production or cease production of the specified products.

Product liability claims may include liability for personal injury or property damage. Product warranty claims may include liability to pay for a recall, repair or replacement of a product or component. Although liability for these claims is generally assigned to our customers in our contracts, even where they have assumed liability, our customers may not, or may not have the resources to, satisfy claims for costs or liabilities arising from a defective product. Additionally, under one of our contracts, in the event the products we manufacture do not meet the end-customer's testing requirements or otherwise fail, we may be required to pay penalties to our customer, including a fee during the time period that the customer or end-customer's production line is not operational as a result of the failure of the products that we manufacture, all of which could harm our business, operating results and customer relations. If we engineer or manufacture a product that is found to cause any personal injury or property damage or is otherwise found to be defective, we could incur significant costs to resolve the claim. While we maintain insurance for certain product liability claims, we do not maintain insurance for any recalls and, therefore, would be required to pay any associated costs that are determined to be our responsibility. A successful product liability or product warranty claim in excess of our insurance coverage or any material claim for which insurance coverage is denied, limited, is not available or has not been obtained could harm our business, financial condition and operating results.

***If we are unable to meet regulatory quality standards applicable to our manufacturing and quality processes for the products we manufacture, our business, financial condition or operating results could be harmed.***

As a manufacturer of products for the optics industry, we are required to meet certain certification standards, including the following: ISO9001 for Manufacturing Quality Management Systems; ISO14001 for Environmental Management Systems; TL9000 for Telecommunications Industry Quality Certification; ISO/TS16949 for Automotive Industry Quality Certification; ISO13485 for Medical Devices Industry Quality Certification; AS9100 for Aerospace Industry Quality Certification; and OHSAS18001 for Occupational Health and Safety Management Systems. We also maintain compliance with various additional standards imposed by the U.S. Food and Drug Administration, or FDA, with respect to the manufacture of medical devices.

Additionally, we are required to register with the FDA and other regulatory bodies and are subject to continual review and periodic inspection for compliance with these requirements, which require manufacturers to adhere to certain regulations, including testing, quality control and documentation procedures. We hold the following additional certifications: SONY Green Partner for Environmental Management Systems and CSR-DIW for Corporate Social Responsibility in Thailand. In the European Union, we are required to maintain certain ISO certifications in order to sell our precision optical, electro-mechanical and electronic manufacturing services and we must undergo periodic inspections by regulatory bodies to obtain and maintain these certifications. If any regulatory inspection reveals that we are not in compliance with applicable standards, regulators may take action against us, including issuing a warning letter, imposing fines on us, requiring a recall of the products we manufactured for our customers, or closing our manufacturing facilities. If any of these actions were to occur, it could harm our reputation as well as our business, financial condition and operating results.

***If we fail to attract additional skilled employees or retain key personnel, our business, financial condition and operating results could suffer.***

Our future success depends, in part, upon our ability to attract additional skilled employees and retain our current key personnel. We have identified several areas where we intend to expand our hiring, including business development, finance, human resources, operations and supply chain management. We may not be able to hire



## [Table of Contents](#)

and retain such personnel at compensation levels consistent with our existing compensation and salary structure. Our future also depends on the continued contributions of our executive management team, including Mr. Mitchell, and other key management and technical personnel, each of whom would be difficult to replace. We do not have key person life insurance or long-term employment contracts with any of our key personnel. The loss of any of our executive officers or key personnel or the inability to continue to attract qualified personnel could harm our business, financial condition and operating results.

***Failure to comply with applicable environmental laws and regulations could have a material adverse effect on our business, results of operations and financial condition.***

The sale and manufacturing of products in certain states and countries may subject us to environmental laws and regulations. In addition, rules adopted by the U.S. Securities and Exchange Commission (SEC) implementing the Dodd-Frank Wall Street Reform and Consumer Protection Act of 2010 impose diligence and disclosure requirements regarding the use of “conflict” minerals mined from the Democratic Republic of Congo and adjoining countries in the products we manufacture for our customers. Compliance with these rules has resulted in additional cost and expense, including for due diligence to determine and verify the sources of any conflict minerals used in the products we manufacture, and may result in additional costs of remediation and other changes to processes or sources of supply as a consequence of such verification activities. These rules may also affect the sourcing and availability of minerals used in the products we manufacture, as there may be only a limited number of suppliers offering “conflict free” metals that can be used in the products we manufacture for our customers.

Although we do not anticipate any material adverse effects based on the nature of our operations and these laws and regulations, we will need to ensure that we and our suppliers comply with such laws and regulations as they are enacted. If we fail to timely comply with such laws and regulations, our customers may cease doing business with us, which would have a material adverse effect on our business, results of operations and financial condition. In addition, if we were found to be in violation of these laws, we could be subject to governmental fines, liability to our customers and damage to our reputation, which would also have a material adverse effect on our business, results of operations and financial condition.

***We have incurred and will continue to incur significant increased costs as a result of operating as a public company, and our management will be required to continue to devote substantial time to various compliance initiatives.***

The Sarbanes-Oxley Act of 2002, the Dodd-Frank Wall Street Reform and Consumer Protection Act of 2010, as well as other rules implemented by the SEC and the New York Stock Exchange (NYSE), impose various requirements on public companies, including requiring changes in corporate governance practices. These and proposed corporate governance laws and regulations under consideration may further increase our compliance costs. If compliance with these various legal and regulatory requirements diverts our management’s attention from other business concerns, it could have a material adverse effect on our business, financial condition and results of operations. The Sarbanes-Oxley Act requires, among other things, that we assess the effectiveness of our internal control over financial reporting annually and disclosure controls and procedures quarterly. We were not able to assert in this Annual Report on Form 10-K that our internal control over financial reporting was effective as of June 27, 2014 because of a material weakness with respect to revenue recognition related to certain volume supply agreements, as described in Item 9A of this Annual Report on Form 10-K, and we cannot predict the outcome of our testing in future periods. If we are unable to assert in any future reporting periods that our internal control over financial reporting is effective (or if our independent registered public accounting firm is unable to express an opinion on the effectiveness of our internal controls), we could lose investor confidence in the accuracy and completeness of our financial reports, which would have an adverse effect on our share price.

Given the nature and complexity of our business and the fact that some members of our management team are located in Thailand while others are located in the U.S., control deficiencies may periodically occur. For

example, following an internal investigation by the Audit Committee of our Board of Directors concerning various accounting cut-off issues, we recently identified certain significant deficiencies in our internal control over financial reporting. While we have ongoing measures and procedures to prevent and remedy control deficiencies, if they occur there can be no assurance that we will be successful or that we will be able to prevent material weaknesses or significant deficiencies in our internal control over financial reporting in the future. Moreover, if we or our independent registered public accounting firm identify deficiencies in our internal control over financial reporting that are deemed to be material weaknesses in future periods, the market price of our ordinary shares could decline and we could be subject to potential delisting by the NYSE and review by the NYSE, the SEC, or other regulatory authorities, which would require the expenditure by us of additional financial and management resources. As a result, our shareholders could lose confidence in our financial reporting, which would harm our business and the market price of our ordinary shares.

***We are subject to the risk of increased income taxes, which could harm our business, financial condition and operating results.***

We base our tax position upon the anticipated nature and conduct of our business and upon our understanding of the tax laws of the various countries in which we have assets or conduct activities. However, our tax position is subject to review and possible challenge by tax authorities and to possible changes in law, which may have retroactive effect. Fabrinet (the "Cayman Islands Parent") is an exempted company incorporated in the Cayman Islands. We maintain manufacturing operations in Thailand, the PRC and the U.S., any of which jurisdictions could assert tax claims against us. We cannot determine in advance the extent to which some jurisdictions may require us to pay taxes or make payments in lieu of taxes. Preferential tax treatment from the Thai government in the form of a corporate tax exemption is currently available to us from July 2010 through June 2015 on income generated from the manufacture of products at Pinehurst Building 5 and from July 2012 through June 2020 on income generated from the manufacture of products at Pinehurst Building 6. Such preferential tax treatment is contingent on, among other things, the export of our customers' products out of Thailand and our agreement not to move our manufacturing facilities out of our current province in Thailand for at least 15 years. We will lose this favorable tax treatment in Thailand unless we comply with these restrictions, and as a result we may delay or forego certain strategic business decisions due to these tax considerations. In addition, we benefit from recent reductions in corporate tax rates in Thailand for fiscal year 2013 to 2015. Effective October 21, 2011, our subsidiary in China was granted a tax privilege to reduce its corporate income tax rate from 25% to 15%. This privilege was retroactive to January 1, 2011 and expired December 31, 2013. Currently, we are preparing an application to renew this tax privilege and plan to submit it in fiscal year 2015; however, there can be no assurances that such tax privilege will be renewed.

There is also a risk that Thailand or another jurisdiction in which we operate may treat the Cayman Islands Parent as having a permanent establishment in such jurisdiction and subject its income to tax. If we become subject to additional taxes in any jurisdiction or if any jurisdiction begins to treat the Cayman Islands Parent as having a permanent establishment, such tax treatment could materially and adversely affect our business, financial condition and operating results.

Certain of our subsidiaries provide products and services to, and may from time to time undertake certain significant transactions with, us and our other subsidiaries in different jurisdictions. For instance, we have intercompany agreements in place that provide for our California and Singapore subsidiaries to provide administrative services for the Cayman Islands Parent, and the Cayman Islands Parent has entered into manufacturing agreements with our Thai subsidiary. In general, related party transactions and, in particular, related party financing transactions, are subject to close review by tax authorities. Moreover, several jurisdictions in which we operate have tax laws with detailed transfer pricing rules that require all transactions with non-resident related parties to be priced using arm's length pricing principles and require the existence of contemporaneous documentation to support such pricing. Tax authorities in various jurisdictions could challenge the validity of our related party transfer pricing policies. Such a challenge generally involves a complex area of taxation and a significant degree of judgment by management. If any taxation authorities are successful in

## [Table of Contents](#)

challenging our financing or transfer pricing policies, our income tax expense may be adversely affected and we could become subject to interest and penalty charges, which may harm our business, financial condition and operating results.

***We may encounter difficulties completing or integrating acquisitions, asset purchases and other types of transactions that we may pursue in the future, which could disrupt our business, cause dilution to our shareholders and harm our business, financial condition and operating results.***

We have grown and may continue to grow our business through acquisitions, asset purchases and other types of transactions, including the transfer of products from our customers and their suppliers. Acquisitions and other strategic transactions typically involve many risks, including the following:

- the integration of the acquired assets and facilities into our business may be difficult, time-consuming and costly, and may adversely impact our profitability;
- we may lose key employees of the acquired companies or divisions;
- we may issue additional ordinary shares, which would dilute our current shareholders' percentage ownership in us;
- we may incur indebtedness to pay for the transactions;
- we may assume liabilities, some of which may be unknown at the time of the transactions;
- we may record goodwill and non-amortizable intangible assets that will be subject to impairment testing and potential periodic impairment charges;
- we may incur amortization expenses related to certain intangible assets;
- we may devote significant resources to transactions that may not ultimately yield anticipated benefits;
- we may incur greater than expected expenses or lower than expected revenues;
- we may assume obligations with respect to regulatory requirements, including environmental regulations, which may prove more burdensome than expected; or
- we may become subject to litigation.

Acquisitions are inherently risky, and we can provide no assurance that our previous or future acquisitions will be successful or will not harm our business, financial condition and operating results.

***We may not be able to obtain capital when desired on favorable terms, if at all, or without dilution to our shareholders.***

We anticipate that our current cash and cash equivalents, together with cash provided by operating activities and funds available through our working capital and credit facilities, will be sufficient to meet our current and anticipated needs for general corporate purposes for at least the next 12 months. We operate in a market, however, that makes our prospects difficult to evaluate. It is possible that we may not generate sufficient cash flow from operations or otherwise have the capital resources to meet our future capital needs. If this occurs, we may need additional financing to execute on our current or future business strategies.

Furthermore, if we raise additional funds through the issuance of equity or convertible debt securities, the percentage ownership of our shareholders could be significantly diluted, and these newly-issued securities may have rights, preferences or privileges senior to those of existing shareholders. If adequate additional funds are not available or are not available on acceptable terms, if and when needed, our ability to fund our operations, take advantage of unanticipated opportunities, develop or enhance our manufacturing services, hire additional technical and other personnel, or otherwise respond to competitive pressures could be significantly limited.

***Intellectual property infringement claims against our customers or us could harm our business, financial condition and operating results.***

Our services involve the creation and use of intellectual property rights, which subject us to the risk of intellectual property infringement claims from third parties and claims arising from the allocation of intellectual property rights among us and our customers.

Our customers may require that we indemnify them against the risk of intellectual property infringement arising out of our manufacturing processes. If any claims are brought against us or our customers for such infringement, whether or not these claims have merit, we could be required to expend significant resources in defense of such claims. In the event of an infringement claim, we may be required to spend a significant amount of money to develop non-infringing alternatives or obtain licenses. We may not be successful in developing such alternatives or obtaining such licenses on reasonable terms or at all, which could harm our business, financial condition and operating results.

***Any failure to protect our customers' intellectual property that we use in the products we manufacture for them could harm our customer relationships and subject us to liability.***

We focus on manufacturing complex optical products for our customers. These products often contain our customers' intellectual property, including trade secrets and know-how. Our success depends, in part, on our ability to protect our customers' intellectual property. We may maintain separate and secure areas for customer proprietary manufacturing processes and materials and dedicate floor space, equipment, engineers and supply chain management to protect our customers' proprietary drawings, materials and products. The steps we take to protect our customers' intellectual property may not adequately prevent its disclosure or misappropriation. If we fail to protect our customers' intellectual property, our customer relationships could be harmed and we may experience difficulty in establishing new customer relationships. In addition, our customers might pursue legal claims against us for any failure to protect their intellectual property, possibly resulting in harm to our reputation and our business, financial condition and operating results.

***There are inherent uncertainties involved in estimates, judgments and assumptions used in the preparation of financial statements in accordance with U.S. GAAP. Any changes in estimates, judgments and assumptions could have a material adverse effect on our business, financial condition and operating results.***

The preparation of financial statements in accordance with U.S. GAAP involves making estimates, judgments and assumptions that affect reported amounts of assets (including intangible assets), liabilities and related reserves, revenues, expenses and income. Estimates, judgments and assumptions are inherently subject to change in the future, and any such changes could result in corresponding changes to the amounts of assets, liabilities, revenues, expenses and income. Any such changes could have a material adverse effect on our business, financial condition and operating results.

***We are subject to governmental export and import controls in several jurisdictions that could subject us to liability or impair our ability to compete in international markets.***

We are subject to governmental export and import controls in Thailand, the PRC and the U.S. that may limit our business opportunities. Various countries regulate the import of certain technologies and have enacted laws that could limit our ability to export or sell the products we manufacture. The export of certain technologies from the U.S. and other nations to the PRC is barred by applicable export controls, and similar prohibitions could be extended to Thailand, thereby limiting our ability to manufacture certain products. Any change in export or import regulations or related legislation, shift in approach to the enforcement of existing regulations, or change in the countries, persons or technologies targeted by such regulations, could limit our ability to offer our manufacturing services to existing or potential customers, which could harm our business, financial condition and operating results.

## [Table of Contents](#)

***The loan agreements for our long-term debt obligations and other credit facilities contain financial ratio covenants that may impair our ability to conduct our business.***

We have loan agreements for our long-term debt obligations, which contain financial ratio covenants that may limit management's discretion with respect to certain business matters. These covenants require us to maintain a specified debt-to-equity ratio, debt service coverage ratio (earnings before interest and depreciation and amortization plus cash on hand minus short-term debt), a minimum tangible net worth and a minimum quick ratio, which may restrict our ability to incur additional indebtedness and limit our ability to use our cash. In the event of our default on these loans or a breach of a covenant, the lenders may immediately cancel the loan agreement, deem the full amount of the outstanding indebtedness immediately due and payable, charge us interest on a monthly basis on the full amount of the outstanding indebtedness and, if we cannot repay all of our outstanding obligations, sell the assets pledged as collateral for the loan in order to fulfill our obligation. We may also be held responsible for any damages and related expenses incurred by the lender as a result of any default. Any failure by us or our subsidiaries to comply with these agreements could harm our business, financial condition and operating results.

***Energy price increases may negatively impact our results of operations.***

We, along with our suppliers and customers, rely on various energy sources in our manufacturing and transportation activities. Energy prices have been subject to increases and volatility caused by market fluctuations, supply and demand, currency fluctuation, production and transportation disruption, world events and government regulations. While significant uncertainty currently exists about the future levels of energy prices, a significant increase is possible. Increased energy prices could increase our raw material and transportation costs. In addition, increased transportation costs of our suppliers and customers could be passed along to us. We may not be able to increase our prices enough to offset these increased costs. In addition, any increase in our prices may reduce our future customer orders which could harm our business, financial condition and operating results.

### **Risks Related to Ownership of Our Ordinary Shares**

***Our share price may be volatile due to fluctuations in our operating results and other factors, including the activities and operating results of our customers or competitors, any of which could cause our share price to decline.***

Our revenues, expenses and results of operations have fluctuated in the past and are likely to do so in the future from quarter to quarter and year to year due to the risk factors described in this section and elsewhere in this Annual Report on Form 10-K. In addition to market and industry factors, the price and trading volume of our ordinary shares may fluctuate in response to a number of events and factors relating to us, our competitors, our customers and the markets we serve, many of which are beyond our control. Factors such as variations in our total revenues, earnings and cash flow, announcements of new investments or acquisitions, changes in our pricing practices or those of our competitors, commencement or outcome of litigation, sales of ordinary shares by us or our principal shareholders, fluctuations in market prices for our services and general market conditions could cause the market price of our ordinary shares to change substantially. Any of these factors may result in large and sudden changes in the volume and price at which our ordinary shares trade. For example, during October 2011, when some of the worst flooding in Thailand occurred, our share price fell from \$20.03 per share on October 10, 2011 to \$11.95 per share on October 26, 2011, a 40% decrease. Among other things, volatility and weakness in our share price could mean that investors may not be able to sell their shares at or above the prices they paid. Volatility and weakness could also impair our ability in the future to offer our ordinary shares or convertible securities as a source of additional capital and/or as consideration in the acquisition of other businesses.

## [Table of Contents](#)

Furthermore, the stock markets have experienced extreme price and volume fluctuations that have affected and continue to affect the market prices of equity securities of many companies. These fluctuations often have been unrelated or disproportionate to the operating performance of those companies. These broad market and industry fluctuations, as well as general economic, political and market conditions such as recessions, interest rate changes or international currency fluctuations, may cause the market price of our ordinary shares to decline. In the past, companies that have experienced volatility in the market price of their stock have been subject to securities class action litigation. We may be the target of this type of litigation in the future. Securities litigation against us could result in substantial costs and divert our management's attention from other business concerns, which could seriously harm our business.

***If securities or industry analysts do not publish research or if they publish misleading or unfavorable research about our business, the market price and trading volume of our ordinary shares could decline.***

The trading market for our ordinary shares depends in part on the research and reports that securities or industry analysts publish about us or our business. If securities or industry analysts stop covering us, or if too few analysts cover us, the market price of our ordinary shares would be adversely impacted. If one or more of the analysts who covers us downgrades our ordinary shares or publishes misleading or unfavorable research about our business, our market price would likely decline. If one or more of these analysts ceases coverage of us or fails to publish reports on us regularly, demand for our ordinary shares could decrease, which could cause the market price or trading volume of our ordinary shares to decline.

***We may become a passive foreign investment company, which could result in adverse U.S. tax consequences to U.S. investors.***

Based upon estimates of the value of our assets, which are based in part on the trading price of our ordinary shares, we do not expect to be a passive foreign investment company, or PFIC, for U.S. federal income tax purposes for the taxable year 2014 or for the foreseeable future. However, despite our expectations, we cannot assure you that we will not be a PFIC for the taxable year 2014 or any future year because our PFIC status is determined at the end of each year and depends on the composition of our income and assets during such year. If we are a PFIC, our U.S. investors will be subject to increased tax liabilities under U.S. tax laws and regulations and to burdensome reporting requirements.

***A small group of existing shareholders can exert influence over us, and their interests may differ from the interests of our other shareholders.***

As of June 27, 2014, our existing shareholders Asia Pacific Growth Fund III, L.P. (and its affiliates) and Mr. Mitchell, our chief executive officer and chairman of the board of directors, beneficially owned approximately 8.9% and 5.0%, respectively, of our outstanding ordinary shares. Accordingly, they have significant influence in determining the outcome of any corporate transaction or other matter submitted to our shareholders for approval, including mergers, consolidations and the sale of all or substantially all of our assets, election of directors and other significant corporate actions. The interests of these shareholders may differ from the interests of our other shareholders.

***Certain provisions in our constitutional documents may discourage our acquisition by a third party, which could limit your opportunity to sell shares at a premium.***

Our constitutional documents include provisions that could limit the ability of others to acquire control of us, modify our structure or cause us to engage in change-of-control transactions, including, among other things, provisions that:

- establish a classified board of directors;
- prohibit our shareholders from calling meetings or acting by written consent in lieu of a meeting;

## [Table of Contents](#)

- limit the ability of our shareholders to propose actions at duly convened meetings; and
- authorize our board of directors, without action by our shareholders, to issue preferred shares and additional ordinary shares.

These provisions could have the effect of depriving you of an opportunity to sell your ordinary shares at a premium over prevailing market prices by discouraging third parties from seeking to acquire control of us in a tender offer or similar transaction.

### ***Our shareholders may face difficulties in protecting their interests because we are incorporated under Cayman Islands law.***

Our corporate affairs are governed by our amended and restated memorandum and articles of association, by the Companies Law (as amended) of the Cayman Islands and the common law of the Cayman Islands. The rights of our shareholders and the fiduciary responsibilities of our directors under the laws of the Cayman Islands are not as clearly established as under statutes or judicial precedent in existence in jurisdictions in the U.S. Therefore, you may have more difficulty in protecting your interests than would shareholders of a corporation incorporated in a jurisdiction in the U.S., due to the comparatively less developed nature of Cayman Islands law in this area.

The Companies Law permits mergers and consolidations between Cayman Islands companies and between Cayman Islands companies and non-Cayman Islands companies. Dissenting shareholders have the right to be paid the fair value of their shares (which, if not agreed between the parties, will be determined by the Cayman Islands court) if they follow the required procedures, subject to certain exceptions. Court approval is not required for a merger or consolidation which is effected in compliance with these statutory procedures.

In addition, there are statutory provisions that facilitate the reconstruction and amalgamation of companies, provided that the arrangement is approved by a majority in number of each class of shareholders and creditors with whom the arrangement is to be made, and who must in addition represent three-fourths in value of each such class of shareholders or creditors, as the case may be, that are present and voting either in person or by proxy at a meeting convened for that purpose. The convening of the meeting and subsequently the arrangement must be sanctioned by the Grand Court of the Cayman Islands. A dissenting shareholder has the right to express to the court the view that the transaction ought not to be approved.

When a takeover offer is made and accepted by holders of 90.0% of the shares within four months, the offeror may, within a two-month period, require the holders of the remaining shares to transfer such shares on the terms of the offer. An objection can be made to the Grand Court of the Cayman Islands but this is unlikely to succeed unless there is evidence of fraud, bad faith or collusion.

If the arrangement and reconstruction is thus approved, the dissenting shareholder would have no rights comparable to appraisal rights, which would otherwise ordinarily be available to dissenting shareholders of a corporation incorporated in a jurisdiction in the U.S., providing rights to receive payment in cash for the judicially determined value of the shares. This may make it more difficult for you to assess the value of any consideration you may receive in a merger or consolidation or to require that the offeror give you additional consideration if you believe the consideration offered is insufficient.

Shareholders of Cayman Islands exempted companies have no general rights under Cayman Islands law to inspect corporate records and accounts or to obtain copies of lists of shareholders. Our directors have discretion under our amended and restated memorandum and articles of association to determine whether or not, and under what conditions, our corporate records may be inspected by our shareholders, but are not obliged to make them available to our shareholders. This may make it more difficult for you to obtain the information needed to establish any facts necessary for a shareholder motion or to solicit proxies from other shareholders in connection with a proxy contest.

## [Table of Contents](#)

Subject to limited exceptions, under Cayman Islands law, a minority shareholder may not bring a derivative action against the board of directors.

***Certain judgments obtained against us by our shareholders may not be enforceable.***

The Cayman Islands Parent is a Cayman Islands exempted company and substantially all of our assets are located outside of the United States. In addition, some of our directors and officers are nationals and residents of countries other than the United States. A substantial portion of the assets of these persons is located outside of the United States. As a result, it may be difficult to effect service of process within the United States upon these persons. It may also be difficult to enforce in U.S. courts judgments obtained in U.S. courts based on the civil liability provisions of the U.S. federal securities laws against us and our officers and directors who are not resident in the United States and the substantial majority of whose assets are located outside of the United States. In addition, there is uncertainty as to whether the courts of the Cayman Islands, Thailand or the PRC would recognize or enforce judgments of U.S. courts against us or such persons predicated upon the civil liability provisions of the securities laws of the United States or any state. In particular, a judgment in a U.S. court would not be recognized and accepted by Thai courts without a re-trial or examination of the merits of the case. In addition, there is uncertainty as to whether such Cayman Islands, Thai or PRC courts would be competent to hear original actions brought in the Cayman Islands, Thailand or the PRC against us or such persons predicated upon the securities laws of the United States or any state.

### **ITEM 1B. UNRESOLVED STAFF COMMENTS.**

Not applicable.



## [Table of Contents](#)

### **ITEM 2. PROPERTIES.**

Our principal registered office is located at c/o Intertrust Corporate Services (Cayman) Limited, 190 Elgin Avenue, George Town, Grand Cayman, KYI-9005, Cayman Islands. We have facilities located in Bangkok, Thailand, Fuzhou, China and New Jersey, USA as set forth below that are used for manufacturing and general administration purposes:

<u>Location</u>	<u>Year Operations Commenced</u>	<u>Owned/Leased</u>	<u>Approximate Square Footage</u>
Pinehurst Campus, Bangkok, Thailand (Buildings 3 and 4)	2004 (Building 3) and 2005 (Building 4)	Owned	344,000 square feet
CASIX, Fuzhou, PRC	2005	Leased (1)	248,000 square feet
VitroCom, Mountain Lakes, New Jersey, USA	2005	Leased (2)	28,000 square feet
Pinehurst Campus, Bangkok, Thailand (Building 5)	2008	Owned (3)	330,000 square feet
Pinehurst Campus, Bangkok, Thailand (Building 6)	2012	Owned (3)	321,000 square feet

- (1) The lease periods for the buildings located at this facility expire on September 30, 2015 and September 30, 2018, respectively.
- (2) Leased until June 30, 2020.
- (3) Although we hold title to this building, the building and the underlying land is encumbered by a mortgage that secures our debt obligations to TMB Bank Public Company Limited.

### **ITEM 3. LEGAL PROCEEDINGS.**

From time to time, we may be involved in litigation relating to claims arising in the ordinary course of our business. There are currently no material claims or actions pending or threatened against us.

### **ITEM 4. MINE SAFETY DISCLOSURES.**

Not applicable.

**PART II****ITEM 5. MARKET FOR REGISTRANT'S COMMON EQUITY, RELATED STOCKHOLDER MATTERS AND ISSUER PURCHASES OF EQUITY SECURITIES.**

Our ordinary shares have traded on the New York Stock Exchange under the symbol "FN" since June 25, 2010. Our initial public offering was priced at \$10.00 per share on June 24, 2010. Prior to that time, there was no public market for our ordinary shares. The following table sets forth, for the time periods indicated, the high and low intraday sales prices of our ordinary shares as reported on the New York Stock Exchange.

<u>Fiscal Year 2014</u>	<u>High</u>	<u>Low</u>
Fourth Quarter (March 29, 2014—June 27, 2014)	\$22.67	\$18.01
Third Quarter (December 28, 2013—March 28, 2014)	\$21.00	\$16.56
Second Quarter (September 28, 2013—December 27, 2013)	\$20.93	\$15.90
First Quarter (June 29, 2013—September 27, 2013)	\$16.99	\$13.66
<u>Fiscal Year 2013</u>	<u>High</u>	<u>Low</u>
Fourth Quarter (March 30, 2013—June 28, 2013)	\$15.06	\$12.64
Third Quarter (December 29, 2012—March 29, 2013)	\$17.19	\$12.68
Second Quarter (September 29, 2012—December 28, 2012)	\$13.32	\$ 9.25
First Quarter (June 30, 2012—September 28, 2012)	\$14.20	\$10.90

Our annual report to shareholders will include a stock performance graph that shows a comparison from June 25, 2010 through June 27, 2014 of the cumulative total return to shareholders on our ordinary shares against other stock indices.

The equity compensation plan information required by this item, which includes a summary of the number of outstanding options granted to employees and directors, as well as the number of securities remaining available for future issuances, under our equity compensation plans as of June 27, 2014, is incorporated by reference to our Proxy Statement for our 2014 Annual Meeting of Shareholders to be filed with the SEC within 120 days after the end of the fiscal year ended June 27, 2014.

**Holder of Record**

As of September 5, 2014, there were approximately 21 shareholders of record of our ordinary shares. Because many of our ordinary shares are held by brokers and other institutions on behalf of shareholders, we are unable to estimate the total number of shareholders represented by these record holders.

**Dividends**

Although we have paid cash dividends prior to our initial public offering, we currently intend to retain any earnings for use in our business and do not currently intend to pay dividends on our ordinary shares. Dividends, if any, on our ordinary shares will be declared by and subject to the discretion of our board of directors. Even if our board of directors decides to distribute dividends, the form, frequency and amount of such dividends will depend upon our future operations and earnings, capital requirements and surplus, general financial conditions, contractual restrictions, applicable laws and regulations and other factors our board of directors may deem relevant.

**Sales of Unregistered Securities**

None.

**Purchases of Equity Securities by the Issuer and Affiliated Purchasers**

None.

[Table of Contents](#)

**ITEM 6. SELECTED FINANCIAL DATA.**

The selected consolidated financial data presented below should be read in conjunction with “Management’s Discussion and Analysis of Financial Condition and Results of Operations” and our consolidated financial statements and the related notes included elsewhere in this Annual Report on Form 10-K. The selected consolidated statements of operation and comprehensive income data, balance sheet data and statements of cash flow data as of and for each of the five years in the period ended June 27, 2014, have been derived from the audited consolidated financial statements. The results presented below are not necessarily indicative of financial results to be achieved in future periods.

	Years Ended				
	June 27, 2014 (fiscal year 2014)	June 28, 2013 (fiscal year 2013)	June 29, 2012 (fiscal year 2012)	June 24, 2011 (fiscal year 2011)	June 25, 2010 (fiscal year 2010)
<i>(amount in thousands, except per share data)</i>					
<b>Selected Consolidated Statements of Operations Data:</b>					
<b>Revenues</b>					
Revenues	\$ 677,854	\$ 641,542	\$ 564,732	\$ 743,570	\$ 424,548
Revenues, related parties	—	—	—	—	81,164
Total revenues	677,854	641,542	564,732	743,570	505,712
Cost of revenues	(603,621)	(572,124)	(502,818)	(648,823)	(441,370)
Gross profit	74,233	69,418	61,914	94,747	64,342
Selling, general and administrative expenses	(27,664)	(23,787)	(23,466)	(24,806)	(16,192)
Income (expense) related to flooding	44,748	27,211	(97,286)	—	—
Expenses related to reduction in workforce	—	(2,052)	(1,978)	—	—
Operating income (loss)	91,317	70,790	(60,816)	69,941	48,150
Interest income	1,793	1,083	844	494	327
Interest expense	(713)	(1,010)	(427)	(357)	(500)
Foreign exchange (loss) gain, net	(24)	354	1,569	(1,430)	(40)
Other income	797	692	395	216	153
Income (loss) before income taxes	93,170	71,909	(58,435)	68,864	48,090
Income tax (expense) benefit	(1,439)	(2,940)	1,968	(4,535)	(3,767)
Net income (loss)	91,731	68,969	(56,467)	64,329	44,323
Other comprehensive income	—	—	—	—	—
Net comprehensive income (loss)	<u>\$ 91,731</u>	<u>\$ 68,969</u>	<u>\$ (56,467)</u>	<u>\$ 64,329</u>	<u>\$ 44,323</u>
<b>Earnings (Loss) per share:</b>					
Basic	\$ 2.63	\$ 2.00	\$ (1.64)	\$ 1.90	\$ 1.44
Diluted	\$ 2.58	\$ 1.98	\$ (1.64)	\$ 1.87	\$ 1.41
<b>Weighted average number of ordinary shares outstanding (thousands of shares)</b>					
Basic	34,938	34,557	34,382	33,922	30,854
Diluted	35,589	34,846	34,382	34,407	31,369
Cash dividends declared per share	\$ —	\$ —	\$ —	\$ —	\$ 1.00

## Table of Contents

<i>(amount in thousands)</i>	As of				
	June 27, 2014	June 28, 2013	June 29, 2012	June 24, 2011	June 25, 2010
<b>Selected Consolidated Balance Sheet Data:</b>					
Cash and cash equivalents	\$ 233,477	\$ 149,716	\$ 115,507	\$ 127,282	\$ 84,942
Receivable from initial public offering	\$ —	\$ —	\$ —	\$ —	\$ 26,319
Working capital (1)	\$ 130,885	\$ 130,298	\$ 145,476	\$ 131,609	\$ 96,683
Total assets	\$ 564,557	\$ 463,579	\$ 461,362	\$ 437,775	\$ 377,425
Current and long-term debt	\$ 16,500	\$ 28,911	\$ 38,579	\$ 16,377	\$ 20,385
Total liabilities	\$ 137,721	\$ 138,261	\$ 210,653	\$ 136,248	\$ 145,262
Total shareholders' equity	\$ 426,836	\$ 325,318	\$ 250,709	\$ 301,527	\$ 232,163

(1) Working capital is defined as trade accounts receivable plus inventory, less trade accounts payable.

<i>(amount in thousands)</i>	Years Ended				
	June 27, 2014	June 28, 2013	June 29, 2012	June 24, 2011	June 25, 2010
<b>Selected Consolidated Statements of Cash Flow Data:</b>					
Net cash provided by operating activities	\$ 66,550	\$ 48,750	\$ 2,251	\$ 41,282	\$ 17,846
Net cash provided by (used in) investing activities	\$ 26,988	\$ (5,862)	\$ (37,378)	\$ (23,590)	\$ (10,718)
Net cash (used in) provided by financing activities	\$ (8,171)	\$ (9,128)	\$ 23,202	\$ 23,886	\$ (37,298)
Net increase (decrease) in cash and cash equivalents	\$ 85,367	\$ 33,760	\$ (11,925)	\$ 41,578	\$ (30,170)

### ITEM 7. MANAGEMENT'S DISCUSSION AND ANALYSIS OF FINANCIAL CONDITION AND RESULTS OF OPERATIONS.

*In addition to historical information, this Annual Report on Form 10-K contains forward-looking statements within the meaning of Section 27A of the Securities Act of 1933 and Section 21E of the Securities Exchange Act of 1934. These statements relate to future events or to our future financial performance and involve known and unknown risks, uncertainties and other factors that may cause our or our industry's actual results, levels of activity, performance or achievements to be materially different from any future results, levels of activity, performance or achievements expressed or implied by these forward-looking statements. Forward-looking statements include, but are not limited to, statements about:*

- our goals and strategies;
- our and our customers' estimates regarding future revenues, operating results, expenses, capital requirements and liquidity;
- our expectation that the portion of our future revenues attributable to customers in regions outside of North America will be flat compared with the portion of those revenues for the year ended June 27, 2014;
- our expectation that we will incur significant incremental costs of revenue as a result of our continued diversification into the industrial lasers and sensors markets and other end-markets outside of the optical communications market or our further development of customized optics and glass manufacturing capabilities;
- our expectation that we will incur incremental costs of revenue as a result of our planned expansion into new geographic markets;
- our expectation that our fiscal year 2015 Selling, General and Administrative (SG&A) expenses will increase on an absolute dollar basis and will remain flat as a percentage of revenue compared with fiscal year 2014;

## [Table of Contents](#)

- our expectation that, aside from the usual incremental costs associated with growing our business, we will not incur material incremental SG&A expenses as a result of our continued diversification into the industrial lasers and sensors markets; other end-markets outside of the optical communications market or our further development of customized optics and glass manufacturing capabilities;
- our expectation that our employee costs will increase in Thailand and the PRC;
- our future capital expenditures and our needs for additional financing;
- the expansion of our manufacturing capacity, including into new geographies;
- the growth rates of our existing markets and potential new markets;
- our ability, and the ability of our customers and suppliers, to respond successfully to technological or industry developments;
- our suppliers' estimates regarding future costs;
- our ability to increase our penetration of existing markets and to penetrate new markets;
- our plans to diversify our sources of revenues;
- trends in the optical communications, industrial lasers, and sensors markets, including trends to outsource the production of components used in those markets;
- our ability to attract and retain a qualified management team and other qualified personnel and advisors; and
- competition in our existing and new markets.

*These forward-looking statements are subject to certain risks and uncertainties that could cause our actual results to differ materially from those reflected in the forward looking statements. Factors that could cause or contribute to such differences include, but are not limited to, those discussed in this Annual Report on Form 10-K, in particular, the risks discussed under the heading "Risk Factors" in Item 1A, as well as those discussed in other documents we file with the Securities and Exchange Commission. We undertake no obligation to revise or publicly release the results of any revision to these forward-looking statements. Given these risks and uncertainties, readers are cautioned not to place undue reliance on these statements.*

### **Overview**

We provide advanced optical packaging and precision optical, electro-mechanical and electronic manufacturing services to original equipment manufacturers (OEMs) of complex products such as optical communication components, modules and sub-systems, industrial lasers and sensors. We offer a broad range of advanced optical and electro-mechanical capabilities across the entire manufacturing process, including process design and engineering, supply chain management, manufacturing, advanced packaging, integration, final assembly and test. Although we focus primarily on low-volume production of a wide variety of high complexity products, which we refer to as "low-volume, high-mix", we also have the capability to accommodate high-volume production. Based on our experience, and the positive feedback we have received from our customers, we believe we are a global leader in providing these services to the optical communications, industrial lasers, automotive, and sensors markets.

Our customer base includes companies in complex industries that require advanced precision manufacturing capabilities such as optical communications, industrial lasers, automotive, and sensors. The products that we manufacture for our OEM customers include selective switching products; tunable transponders and transceivers; active optical cables; solid state, diode-pumped, gas and fiber lasers; and sensors. In many cases, we are the sole outsourced manufacturing partner used by our customers for the products that we produce for them.

We also design and fabricate application-specific crystals; prisms; mirrors; laser components; substrates, and other custom and standard borosilicate, clear fused quartz, and synthetic fused silica glass products. We

## [Table of Contents](#)

incorporate our customized optics and glass into many of the products we manufacture for our OEM customers, and we also sell customized optics and glass in the merchant market.

### **Audit Committee Investigation**

During the fourth quarter of our current fiscal year 2014, the Company identified violations of our policies and procedures relating to finished goods held in our warehouse on behalf of our customers (the Company refers to finished goods held in our warehouse on behalf of our customers as consignment goods or consignment inventory and, when the finished goods are sold, the Company refers to the related revenue as consignment revenue). Specifically, the Company identified violations related to certain employees in one business unit colluding to cause the improper recognition of revenues for certain goods by recording consignment revenues on goods before such goods were finished.

In connection with the above, the Audit Committee of our Board of Directors initiated an investigation concerning various accounting cut-off issues in fiscal year 2014, specifically the shipment of unfinished goods to consignment inventory and other inventory cut-off considerations. The investigation found certain process weaknesses concerning the potential to invoice unfinished goods held under consignment arrangements and the need for certain remedial measures.

The recommended remedial measures identified through the investigation included the following remedial steps, which are currently being implemented:

- Certain personnel disciplinary actions with respect to the staff involved in the violations;
- Mandatory training on revenue recognition policies and related cut-off procedures; and
- Process improvements, including certain controls relating to finished goods recorded as consignment inventory.

The investigation did not find executive officer involvement in the identified violations.

### **Impact of the Findings of the Investigation on the Financial Statements and Internal Controls**

Based on an analysis prepared by the Company, it was determined that the potential exposure relating to the control deficiencies identified during the investigation were not material to our financial statements. Further, the Company assessed these control deficiencies to be significant deficiencies rather than material weaknesses on the basis that there was no executive officer involvement in the violations, the potential misstatements were not material to the financial statements and the Audit Committee was actively involved in the investigation.

### **Consignment Revenue Recognition**

Subsequent to completion of the Audit Committee's investigation, the Company evaluated its accounting practices surrounding consignment inventory and consignment revenue. Based on that evaluation, the Company determined that for certain volume supply agreements with our customers, not all of the revenue recognition criteria prescribed by U.S. GAAP and Staff Accounting Bulletin No. 104 had been met at the time revenue was recorded. Specifically, the Company misapplied the guidance when assessing the terms of these agreements with respect to when title and risk of loss transfers to our customers. As a result, the Company determined that certain sales previously recognized did not qualify for revenue recognition in the periods in which they were recognized. The Company has evaluated the impact of the errors on both a quantitative and qualitative basis under the guidance of ASC 250-Accounting Changes and Error Corrections and determined that the errors did not have a material impact to the previously issued consolidated financial statements. Accordingly, previously issued financial statements for fiscal years 2013 and 2012 have not been revised or restated. Further, the

## [Table of Contents](#)

Company has assessed the control implications and concluded that the deficiency constituted a material weakness in internal control over financial reporting (refer to Item 9A for additional information).

Had the Company made adjustments to record, in fiscal year 2014, revenues that were inappropriately recorded in fiscal year 2013, fiscal year 2014 revenues would have increased by \$11.09 million. Had adjustments been made to reflect revenues in the appropriate quarters in fiscal year 2014, revenues in fiscal year 2014 would have increased (decreased) as follows:

<i>(amount in thousands)</i>	<u>Q1-2014</u> <u>27-Sep-</u> <u>13</u>	<u>Q2-2014</u> <u>27-Dec-</u> <u>13</u>	<u>Q3-2014</u> <u>28-Mar-</u> <u>14</u>	<u>Q4-2014</u> <u>27-Jun-14</u>	<u>FY 2014</u> <u>27-Jun-14</u>
Revenues	\$2,706	\$(6,350)	\$1,964	\$12,777	\$11,096

### **Thailand Flooding**

We suspended production at all of our manufacturing facilities in Thailand from October 17, 2011 through November 14, 2011 owing to severe flooding. Thereafter, we permanently ceased production at our Chokchai facility. Insurance claims were submitted to our insurers for losses incurred during the flood and all have been settled as of June 27, 2014. During fiscal year 2014, we recognized \$45.2 million in flood-related income towards full and final settlement of our owned and consigned equipment and inventory claims. This income was offset by the recognition of \$0.5 million of expenses in connection with write-offs of advance payments to a customer that suffered flood losses.

In fiscal year 2013, we received from our insurers an interim payment of \$16.2 million against our claim for owned inventory losses and owned equipment losses, a payment of \$13.1 million as full and final settlement of our claim for business interruption losses, and a payment of \$0.1 million as full and final settlement of our claim for damage to our buildings at Pinehurst. This income was offset by the recognition of \$2.3 million of additional expenses in connection with liabilities to third parties due to flood losses.

During fiscal year 2014, we made a cash payment of \$5.2 million and transferred equipment with an aggregate value of \$2.3 million, to a customer towards full and final settlement for any and all flood-related losses, in accordance with the settlement agreement entered into during fiscal year 2013 with such customer. In addition, we fulfilled our obligations to a customer's insurers by making a payment of \$2.2 million for full and final settlement of our liability for damages to customer-owned inventory which occurred during the flooding in accordance with the settlement agreement entered into during fiscal year 2013 with such insurer. We also made a cash payment of \$0.1 million towards the other flood-related settlements during the year ended June 27, 2014.

During fiscal year 2013, we entered into settlement agreements with each of our customers impacted by the flooding regarding our liability for customers' losses as a result of the flooding. In connection with such settlement agreements, during fiscal year 2013, we paid an aggregate of \$37.7 million to customers, transferred equipment purchased on behalf of customers to those customers with an aggregate value of \$5.9 million and reduced net accounts receivable from customers by an aggregate of \$5.7 million. As of June 28, 2013, our liability to two of our impacted customers for any and all flood-related losses had been satisfied in full.

During fiscal year 2013, we also entered into a settlement agreement with a customer's insurers to resolve a subrogation claim related to recovery proceeds paid by such insurer to the customer for damages to customer-owned inventory during the flooding. Under the terms of the settlement agreement, we agreed to pay \$6.5 million to the insurer, to be paid in three installments. As of June 28, 2013, we had paid an aggregate of \$4.3 million. The final payment of approximately \$2.2 million was made in July 2013.

### **Revenues**

Our total revenues increased by \$36.3 million, or 5.7%, to \$677.9 million for fiscal year 2014, compared with \$641.5 million for fiscal year 2013. This increase was primarily due to an increase in our customers' demand for optical communications products during the year ended June 27, 2014.

## [Table of Contents](#)

We believe our ability to expand our relationships with existing customers and attract new customers is due to a number of factors, including our broad range of complex engineering and manufacturing service offerings, flexible low-cost manufacturing platform, process optimization capabilities, advanced supply chain management, excellent customer service and experienced management team. Although we expect the prices we charge for our manufactured products to decrease over time (partly as a result of competitive market forces), we still believe we will be able to maintain favorable pricing for our services because of our ability to reduce cycle time, adjust our product mix by focusing on more complicated products, improve product quality and yields, and reduce material costs for the products we manufacture. We believe these capabilities will enable us to help our OEM customers reduce their manufacturing costs while maintaining or improving the design, quality, reliability and delivery times of their products.

Revenues, by percentage, from individual customers representing 10% or more of our total revenues in the respective periods were as follows:

	<u>Years Ended</u>		
	<u>June 27, 2014</u>	<u>June 28, 2013</u>	<u>June 29, 2012</u>
JDS Uniphase Corporation	24%	22%	25%
Oclaro, Inc. (1)	22%	25%	12%
Finisar Corporation	* (2)	* (2)	10%

(1) Includes revenue of Opnext, Inc., which was acquired by Oclaro, Inc. in July 2012.

(2) Less than 10% of total revenues in the period.

During fiscal year 2014 and fiscal year 2013, we had two customers that each contributed 10% or more of our total revenues, and such customers together accounted for 46% and 47%, respectively, of our total revenues during the respective periods. During fiscal year 2012, we had three customers that each contributed 10% or more of our total revenues.

Because we depend upon a small number of customers for a significant percentage of our total revenues, a reduction in orders from, a loss of, or any other adverse actions by, any one of these customers would reduce our revenues and could have a material adverse effect on our business, operating results and share price. Moreover, our customer concentration increases the concentration of our accounts receivable and payment default by any of our key customers will negatively impact our exposure. Many of our existing and potential customers have substantial debt burdens, have experienced financial distress or have static or declining revenues, all of which may have been exacerbated by the impact of the flooding in Thailand, and the continued uncertainty in the global economies. Certain customers have gone out of business or have been acquired or announced their withdrawal from segments of the optics market. We generate significant accounts payable and inventory for the services that we provide to our customers, which could expose us to substantial and potentially unrecoverable costs if we do not receive payment from our customers. Therefore, any financial difficulties that our key customers experience could materially and adversely affect our operating results and financial condition by generating charges for inventory write-offs, provisions for doubtful accounts, and increases in working capital requirements due to increased days inventory and in accounts receivable.

Furthermore, reliance on a small number of customers gives those customers substantial purchasing power and leverage in negotiating contracts with us. In addition, although we enter into master supply agreements with our customers, the level of business to be transacted under those agreements is not guaranteed. Instead, we are awarded business under those agreements on a project-by-project basis. Some of our customers have at times significantly reduced or delayed the volume of manufacturing services that they order from us. If we are unable to maintain our relationships with our existing significant customers, our business, financial condition and operating results could be harmed.



## [Table of Contents](#)

### **Revenues by Geography**

We generate revenues from three geographic regions: North America, Asia-Pacific and Europe. Revenues are attributed to a particular geographic area based on the bill-to location of our customers, notwithstanding that our customers may ultimately ship their products to end customers in a different geographic region. Virtually all of our revenues are derived from our manufacturing facilities in Asia-Pacific.

The percentage of our revenues generated from bill-to location outside of North America decreased from 53.3% in fiscal year 2013 to 51.8% in fiscal year 2014, primarily because of a decrease in sales volumes of our customers in those regions. We expect that the portion of our future revenues attributable to customer in regions outside of North America will remain flat as compared with the fiscal year 2014.

The following table presents percentages of total revenues by geographic regions:

	<b>Years Ended</b>		
	<b>June 27, 2014</b>	<b>June 28, 2013</b>	<b>June 29, 2012</b>
North America	48.2%	46.7%	48.3%
Asia-Pacific	34.0	34.0	33.5
Europe	17.8	19.3	18.2
	<u>100.0%</u>	<u>100.0%</u>	<u>100.0%</u>

### **Our Contracts**

We enter into supply agreements with our customers which generally have an initial term of up to three years, subject to automatic renewals for subsequent one-year terms unless expressly terminated. Although there are no minimum purchase requirements in our supply agreements, our customers do provide us with rolling forecasts of their demand requirements. Our supply agreements generally include provisions for pricing and periodic review of pricing, consignment of our customer's unique production equipment to us, and the sharing of benefits from cost-savings derived from our efforts. We are generally required to purchase materials, which may include long lead-time materials and materials that are subject to minimum order quantities and/or non-cancelable or non-returnable terms, to meet the stated demands of our customers. After procuring materials, we manufacture products for our customers based on purchase orders that contain terms regarding product quantities, delivery locations and delivery dates. Our customers are generally obligated to purchase finished goods that we have manufactured according to their demand requirements. Materials that are not consumed by our customers within a specified period of time, or are no longer required due to a product's cancellation or end-of-life, are typically designated as excess or obsolete inventory under our contracts. Once materials are designated as either excess or obsolete inventory, our customers are typically required to purchase such inventory from us even if they have chosen to cancel production of the related products.

### **Cost of Revenues**

The key components of our cost of revenues are material costs, employee costs, and infrastructure-related costs. Material costs generally represent the majority of our cost of revenues. Several of the materials we require to manufacture products for our customers are customized for their products and often sourced from a single supplier or in some cases, our own subsidiaries. Shortages from sole-source suppliers due to yield loss, quality concerns, and capacity constraints, among other factors, may increase our expenses and negatively impact our gross profit margin or total revenues in a given quarter. Material costs include scrap material. Historically, scrap rate diminishes during a product's life cycle due to process, fixturing and test improvement and optimization.

## [Table of Contents](#)

A second significant element of cost of revenues is employee costs, including indirect employee costs related to design; configuration and optimization of manufacturing processes for our customers, quality testing; materials testing and other engineering services; and direct costs related to our manufacturing employees. Direct employee costs include employee salaries, insurance and benefits, merit-based bonuses, recruitment, training and retention. Historically, our employee costs have increased primarily due to increases in the number of employees necessary to support our growth and, to a lesser extent, costs to recruit, train and retain employees. Our cost of revenues are significantly impacted by salary levels in Thailand and the PRC; the fluctuation of the Thai baht and RMB against our functional currency, the U.S. dollar; and our ability to retain our employees. We expect our employee costs to increase as wages continue to increase in Thailand and the PRC. For example, effective April 1, 2012, the Thai government increased minimum daily wages from 215 Thai baht to 300 Thai baht. Wage increases may impact our ability to sustain our competitive advantage and may reduce our profit margin. We seek to mitigate these cost increases through improvements in employee productivity, employee retention, and asset utilization.

Our infrastructure costs are comprised of depreciation, utilities, facilities management, and overhead costs. Most of our facility leases are long-term agreements. Our depreciation costs include buildings and fixed assets, primarily at our Pinehurst Campus in Thailand, and capital equipment located at each of our manufacturing locations.

During fiscal year 2014 and fiscal year 2013, discretionary merit-based bonus awards were provided to our non-executive employees. Charges included in cost of revenues for bonus distributions to such employees were \$1.9 million, \$2.0 million and \$1.3 million for fiscal year 2014, fiscal year 2013, and fiscal year 2012, respectively.

Share-based compensation expense included in cost of revenues was \$1.2 million, \$1.1 million and \$1.5 million for fiscal year 2014, fiscal year 2013, and fiscal year 2012, respectively.

We expect to incur significant incremental costs of revenue as a result of our continued diversification into the industrial lasers, automotive, and sensors markets, and other end-markets outside of the optical communications market or our further development of customized optics and glass manufacturing capabilities. We also expect to incur incremental costs of revenue as a result of our planned expansion into new geographic markets, though we are not able to determine the amount of these incremental expenses.

### **Selling, General and Administrative Expenses**

Our selling, general and administrative expenses (SG&A) primarily consist of corporate employee costs for sales and marketing, general and administrative, and other support personnel, including research and development expenses related to the design of customized optics and glass, travel expenses, legal and other professional fees, share-based compensation expense, and other general expenses not related to cost of revenues. In fiscal year 2015, we expect our SG&A expenses will increase on an absolute dollar basis and remain flat as a percentage of revenue compared with fiscal year 2014.

The compensation committee of our board of directors approved a fiscal year 2014 executive incentive plan with quantitative objectives based on achieving certain revenue and gross margin percentage targets for our fiscal year ended June 27, 2014, as well as qualitative objectives, based on achieving individual performance goals. Bonuses under our fiscal year 2014 executive incentive plan are payable after the end of fiscal year 2014. In fiscal year 2013, the compensation committee approved a fiscal year 2013 executive incentive plan with quantitative objectives, based on achieving certain revenue and earnings per share targets for our fiscal year ended June 28, 2013. No bonuses were earned under the fiscal year 2013 executive incentive plan, however, the compensation committee awarded discretionary bonuses to our executive employees in the three months ended September 27, 2013. Discretionary merit-based bonus awards were also available to our non-executive employees during fiscal year 2014 and fiscal year 2013.

## [Table of Contents](#)

Charges included in SG&A expenses for bonus distributions to non-executive and executive employees were \$3.1 million, \$1.7 million and \$0.4 million for fiscal year 2014, fiscal year 2013 and fiscal year 2012, respectively.

Share-based compensation expense included in SG&A expenses was \$4.4 million, \$4.0 million and \$3.1 million for fiscal year 2014, fiscal year 2013, and fiscal year 2012, respectively.

Other than incremental costs associated with growing our business generally, we do not expect to incur material incremental SG&A expenses as a result of our planned expansion into new geographic markets, our continued diversification into the industrial lasers and sensors markets and other end-markets outside of the optical communications market or our further development of customized optics and glass manufacturing capabilities.

### **Additional Financial Disclosures**

#### ***Foreign Exchange***

As a result of our international operations, we are exposed to foreign exchange risk arising from various currency exposures primarily with respect to the Thai baht. Although a majority of our total revenues is denominated in U.S. dollars, a substantial portion of our payroll plus certain other operating expenses are incurred and paid in Thai baht. The exchange rates between the Thai baht and the U.S. dollar have fluctuated substantially in recent years and may continue to fluctuate substantially in the future. We report our financial results in U.S. dollars and our results of operations have been and may continue to be negatively impacted owing to appreciation of the Thai baht against the U.S. dollar. Smaller portions of our expenses are incurred in a variety of other currencies, including RMB, Canadian dollars, Euros, and Japanese yen, the appreciation of which may also negatively impact our financial results.

In addition, we are exposed to foreign exchange risk in connection with the credit facility and cross currency swap arrangements we entered into with TMB Bank Public Company Limited (the "Bank") in May 2011 for the construction of Pinehurst Building 6. The terms of the contract with the Bank provide the following facilities: (1) a term loan facility for up to Thai baht 960 million (equal to \$30.0 million) with a fixed interest rate of 5.28% per annum, (2) a hedging facility for currency interest rate swaps with a notional amount of \$30.0 million, and (3) a settlement limit of Thai baht 65 million, subject to certain terms and conditions as set forth therein. As of March 30, 2012, we had drawn down the entire \$30.0 million available under the term loan facility. Borrowings and interest under the term loan have been scheduled to be repaid on a quarterly basis between September 2011 and March 2017. As of June 27, 2014 and June 28, 2013, we had outstanding borrowings under the term loan facility of \$16.5 million and \$22.5 million, respectively. Under the terms of the cross currency swap arrangement amounts drawn in Thai baht were converted to U.S. dollars for repayment by us on a quarterly basis at the floating rate of 3-month London Interbank Offered Rate (LIBOR) plus 2.8% per annum.

In order to manage the risks arising from fluctuations in foreign currency exchange rates, we use derivative financial instruments. We may enter into short-term forward foreign currency contracts or put option contracts to help manage currency exposures associated with certain assets and liabilities, primarily short-term obligations. The forward exchange contracts and put option contracts generally had original maturities of one to six months, and no forward exchange contract or put option contract has had an original maturity greater than one year. All foreign currency exchange contracts are recognized on the consolidated balance sheets at fair value. As we do not apply hedge accounting to these instruments, the change in the fair value of the derivatives are recorded in foreign exchange (loss) gain, net on the consolidated statements of operations. The gains and losses on our forward contracts and put option contracts generally offset losses and gains on the assets, liabilities, and transactions economically hedged and, accordingly, generally do not subject us to the risk of significant accounting losses.

## [Table of Contents](#)

We had foreign currency assets and liabilities in Thai baht and RMB as follows:

(amount in thousands, except percentages)	As of June 27, 2014			As of June 28, 2013		
	Currency	\$	%	Currency	\$	%
<b>Assets</b>						
Thai baht	1,536,887	\$47,318	79.6	567,561	\$18,232	51.6
RMB	74,813	12,156	20.4	105,680	17,104	48.4
Total		<u>\$59,474</u>	<u>100.0</u>		<u>\$35,336</u>	<u>100.0</u>
<b>Liabilities</b>						
Thai baht	735,490	\$22,644	81.1	585,364	\$18,804	88.4
RMB	32,512	5,283	18.9	15,308	2,478	11.6
Total		<u>\$27,927</u>	<u>100.0</u>		<u>\$21,282</u>	<u>100.0</u>

The Thai baht assets represent cash and cash equivalents, trade accounts receivable, deposits and other current assets. The Thai baht liabilities represent trade accounts payable, accrued expenses, and other payables. We manage our exposure to fluctuations in foreign exchange rates by the use of foreign currency contracts and offsetting assets and liabilities denominated in the same currency in accordance with management's policy. As of June 27, 2014, there were \$15.0 million in put option contracts outstanding on the Thai baht payables. As of June 28, 2013, there were \$23.0 million in selling forward contracts and \$5.0 million in put option contracts outstanding on the Thai baht payables.

The RMB assets represent cash and cash equivalents, accounts receivable, and other current assets. The RMB liabilities represent trade accounts payable, accrued expenses and other payables. As of June 27, 2014 and June 28, 2013, we did not have any RMB to U.S. dollar forward contracts.

As of June 27, 2014 and June 28, 2013, unrealized gain from fair market value of derivatives amounted to \$0.1 million and unrealized loss from fair market value of derivatives amounted \$0.8 million, respectively.

### **Currency Regulation and Dividend Distribution**

Foreign exchange regulation in the PRC is primarily governed by the following rules:

- Foreign Currency Administration Rules, as amended on August 5, 2008, or the Exchange Rules;
- Administration Rules of the Settlement, Sale and Payment of Foreign Exchange (1996), or the Administration Rules; and
- Notice on Perfecting Practices Concerning Foreign Exchange Settlement Regarding the Capital Contribution by Foreign-invested Enterprises, as promulgated by the State Administration of Foreign Exchange, or State Administration of Foreign Exchange (SAFE), on August 29, 2008, or Circular 142.

Under the Exchange Rules, RMB is freely convertible into foreign currencies for current account items, including the distribution of dividends, interest payments, and trade and service-related foreign exchange transactions. However, conversion of RMB for capital account items, such as direct investments, loans, security investments and repatriation of investments, is still subject to the approval of SAFE.

Under the Administration Rules, foreign-invested enterprises may only buy, sell, or remit foreign currencies at banks authorized to conduct foreign exchange business after providing valid commercial documents and relevant supporting documents and, in the case of capital account item transactions, obtaining approval from SAFE. Capital investments by foreign-invested enterprises outside of the PRC are also subject to limitations, which include approvals by the Ministry of Commerce, SAFE, and the State Development and Reform Commission.

## [Table of Contents](#)

Circular 142 regulates the conversion by a foreign-invested company of foreign currency into RMB by restricting how the converted RMB may be used. Circular 142 requires that the registered capital of a foreign-invested enterprise settled in RMB converted from foreign currencies may only be used for purposes within the business scope approved by the applicable governmental authority and may not be used for equity investments within the PRC. In addition, SAFE strengthened its oversight of the flow and use of the registered capital of foreign-invested enterprises settled in RMB converted from foreign currencies. The use of such RMB capital may not be changed without SAFE's approval and may not be used to repay RMB loans if the proceeds of such loans have not been used.

On January 5, 2007, SAFE promulgated the Detailed Rules for Implementing the Measures for the Administration on Individual Foreign Exchange, or the Implementation Rules. Under the Implementation Rules, PRC citizens who are granted share options by an overseas publicly-listed company are required, through a PRC agent or PRC subsidiary of such overseas publicly-listed company, to register with SAFE and complete certain other procedures.

In addition, the General Administration of Taxation has issued circulars concerning employee share options. Under these circulars, our employees working in the PRC who exercise share options will be subject to PRC individual income tax. Our PRC subsidiary is obligated to file documents related to employee share options with relevant tax authorities and withhold individual income taxes of those employees who exercise their share options.

Furthermore, our transfer of funds to our subsidiaries in Thailand and the PRC are each subject to approval by governmental authorities in the case of an increase in registered capital, or subject to registration with governmental authorities in case of a shareholder loan. These limitations on the flow of funds between our subsidiaries and us could restrict our ability to act in response to changing market conditions.

### ***Income Tax***

Our effective tax rate is a function of the mix of tax rates in the various jurisdictions in which we do business. We are domiciled in the Cayman Islands. Under the current laws of the Cayman Islands, we are not subject to tax in the Cayman Islands on income or capital gains. We have received this undertaking for a 20-year period ending August 24, 2019, and after the expiration date we may request a renewal with the office of the Clerk of the Cabinet for another twenty years.

Throughout the period of our operations in Thailand, we have generally received income tax and other incentives from the Thailand Board of Investment. Preferential tax treatment from the Thai government in the form of a corporate tax exemption is currently available to us from July 2010 through June 2015 on income generated from the manufacture of products at Pinehurst Building 5 and from July 2012 through June 2020 on income generated from the manufacture of products at Pinehurst Building 6. Such preferential tax treatment is contingent on various factors, including the export of our customers' products out of Thailand and our agreement not to move our manufacturing facilities out of our current province in Thailand for at least 15 years. Additionally, in December 2011, the Thailand Revenue Department announced a reduction in corporate income tax rates for tax periods beginning on or after January 1, 2012. As a result of the announcement, corporate income tax rates for our Thai subsidiary will be reduced from 30% in fiscal year 2012 to 23% in fiscal year 2013, and to 20% in fiscal year 2014 and fiscal year 2015.

Our subsidiary in China has been granted a tax privilege to reduce its corporate income tax rate from 25% to 15%. This privilege was retroactive to January 1, 2011 and expired December 31, 2013. Currently, we are preparing an application to renew this tax privilege and plan to submit it in fiscal year 2015; however, there can be no assurances that such tax privilege will be renewed.

## **Critical Accounting Policies and Use of Estimates**

We prepare our consolidated financial statements in conformity with U.S. GAAP which requires us to make estimates and assumptions that affect the reported amounts of assets and liabilities, the disclosure of contingent liabilities on the date of the consolidated financial statements and the reported amounts of revenues and expenses during the financial reporting period. We continually evaluate these estimates and assumptions based on the most recently available information, our own historical experience and on various other assumptions that we believe to be reasonable under the circumstances, the results form the basis for making judgments about the carrying values of assets and liabilities that are not readily apparent from other sources. Because the use of estimates is an integral component of the financial reporting process, actual results could differ from those estimates. Some of our accounting policies require higher degrees of judgment than others in their application. We consider the policies discussed below to be critical to an understanding of our consolidated financial statements, as their application places the most significant demands on our management's judgment.

A quantitative sensitivity analysis is provided where such information is reasonably available, can be reliably estimated, and provides material information to investors. The amounts used to assess sensitivity are included for illustrative purposes only and do not represent management's predictions of variability.

### ***Expenses related to flooding***

For the fiscal year 2013 and 2012, expenses related to flooding represented our estimate of losses due to the effects of flooding that suspended production at all of our manufacturing facilities in Thailand. Expense consisted mainly of losses to our own buildings, equipment and inventory; losses to consigned equipment and inventory; and other flood related expenses.

We estimated flood-related losses to consigned equipment and inventory based on discussions with our customers regarding their assessments of the damage to, and valuation of, the consigned assets that were under our care, custody and control at our Chokchai facility. For assets owned by us, flood-related losses were estimated based on the net book value of the assets written-off as a result of the flood. During fiscal year 2014, we recognized \$45.2 million as income related to flooding towards full and final settlement of our owned and consigned equipment and inventory claims. This income was offset by the recognition of \$0.5 million of other expenses in connection with write-offs of advance payments to a customer due to flood losses.

### ***Long-Lived Assets***

We review property, plant and equipment for impairment when events or changes in circumstances indicate the carrying amount of an asset may not be recoverable. An impairment loss is recognized when the carrying amount of a long-lived asset exceeds its fair value. Recoverability of property and equipment is measured by comparing its carrying amount to the projected undiscounted cash flows the property and equipment are expected to generate. If such assets are considered to be impaired, the impairment loss recognized, if any, is the amount by which the carrying amount of the property and equipment exceeds its fair value. During fiscal year 2012, we set up a provision for impairment of approximately \$2.5 million for certain property, plant and equipment that was damaged due to severe flooding in Thailand during October and November 2011. We submitted claims for such losses to our insurance companies, all of which have been settled as of the end of fiscal year 2014. As a result, we wrote-off all assets damaged from the flooding and reversed all asset impairment reserve.

### ***Allowance for Doubtful Accounts***

We perform ongoing credit evaluations of our customers' financial condition and make provisions for doubtful accounts based on the outcomes of these credit evaluations. We evaluate the collectability of our accounts receivable based on specific customer circumstances, current economic trends, historical experience with collections, and the age of past due receivables. Unanticipated changes in the liquidity or financial position of our customers may require additional provisions for doubtful accounts. Under our specific identification method it is not practical to assess the sensitivity of our estimates.

### ***Inventory Valuation***

Our inventory is stated at the lower of cost (on a first-in, first-out basis) or market value. Our industry is characterized by rapid technological change, short-term customer commitments, and rapid changes in demand. We make provisions for estimated excess and obsolete inventory based on regular reviews of inventory quantities on hand and the latest forecasts of product demand and production requirements from our customers. If actual market conditions or our customers' product demands are less favorable than those projected, additional provisions may be required. In addition, unanticipated changes in liquidity or the financial positions of our customers or changes in economic conditions may require additional provisions for inventory due to our customers' inability to fulfill their contractual obligations. During fiscal year 2014 and fiscal year 2013, a change of 10% for excess and obsolete materials, based on product demand and production requirements from our customers, would have affected by decrease our net income of approximately \$0.3 million and \$0.2 million, respectively.

### ***Deferred Income Taxes***

Our deferred income tax assets represent temporary differences between the carrying amount and the tax basis of existing assets and liabilities that will result in deductible and payable amounts in future years, including net operating loss carryforwards. Based on estimates, the carrying value of our net deferred tax assets assumes that it is more likely than not that we will be able to generate sufficient future taxable income in certain tax jurisdictions to realize these deferred income tax assets. Our judgments regarding future profitability may change owing to future market conditions, changes in U.S. or international tax laws, or other factors. If these estimates and related assumptions change in the future, we may be required to increase or decrease our valuation allowance against the deferred tax assets, resulting in additional or lesser income tax expense. As of June 27, 2014 and June 28, 2013, we assessed all of our deferred tax assets as more likely than not to be realizable and, accordingly, did not have a valuation allowance against our deferred tax assets.

We assess tax positions in a previously filed tax return or a position expected to be taken in a future tax return that is reflected in measuring current or deferred income tax assets and liabilities for interim or annual periods, based on the technical merits of the position. We apply a "more likely than not" basis (i.e., a likelihood greater than 50 percent), in accordance with the authoritative guidance, and recognize a tax provision in the consolidated financial statements for an uncertain tax position that would not be sustained.

### ***Share-Based Compensation***

Awards granted are accounted for by recognizing the cost of employee services received in exchange for awards of equity instruments, based on the fair value of those awards, in the consolidated financial statements. In determining the fair value of awards, we are required to make estimates of the fair value of our ordinary shares, expected dividends to be issued, expected volatility of our shares, expected forfeitures of the awards, risk free interest rates for the expected terms of the awards, expected terms of the awards, and the vesting period of the respective awards.

The determination of our share-based compensation expense for both current and future periods requires the input of assumptions, including estimated forfeitures and the price volatility of the underlying ordinary shares. We estimate forfeitures based on past employee retention rates and our expectations of future retention rates, and we will prospectively revise our forfeiture rates based on actual history. Our share-based compensation expense may change based on changes to our actual forfeitures.

For accounting purposes only, the fair value of each option grant is estimated using the Black-Scholes-Merton option pricing model, which takes into account the following factors: (i) the exercise price of the options; (ii) the estimated fair value of the underlying ordinary shares; (iii) the expected life of the options; (iv) the expected volatility of the underlying ordinary shares; (v) the risk-free interest rate during the expected life of the options, and (vi) the expected dividend yield of the underlying ordinary shares. However, these fair values are inherently uncertain and highly subjective.

## [Table of Contents](#)

The exercise price of the options is stated in the option agreements. The expected life of the options involves estimates of the anticipated timing of the exercise of the vested options. The expected volatility is based on the historical volatility of the capital stock of comparable publicly-traded companies. We have applied the U.S. Treasury Bill interest rate with a maturity date similar to the expected life of our options as the risk-free interest rate and assumed a dividend yield for periods when we paid dividends.

### Results of Operations

The following table sets forth a summary of our consolidated statements of operations and comprehensive income. Note that period-to-period comparisons of operating results should not be relied upon as indicative of future performance.

	Years Ended		
	June 27, 2014	June 28, 2013	June 29, 2012
Revenues	\$ 677,854	\$ 641,542	\$ 564,732
Cost of revenues	(603,621)	(572,124)	(502,818)
Gross profit	74,233	69,418	61,914
Selling, general and administrative expenses	(27,664)	(23,787)	(23,466)
Income (expense) related to flooding	44,748	27,211	(97,286)
Expenses related to reduction in workforce	—	(2,052)	(1,978)
Operating income (loss)	91,317	70,790	(60,816)
Interest income	1,793	1,083	844
Interest expense	(713)	(1,010)	(427)
Foreign exchange (loss) gain, net	(24)	354	1,569
Other income	797	692	395
Income (loss) before income taxes	93,170	71,909	(58,435)
Income tax (expense) benefit	(1,439)	(2,940)	1,968
Net income (loss)	91,731	68,969	(56,467)
Other comprehensive income	—	—	—
Net comprehensive income (loss)	\$ 91,731	\$ 68,969	\$ (56,467)



## Table of Contents

The following table sets forth a summary of our consolidated statements of operations and comprehensive income as a percentage of total revenues for the periods indicated.

	Years Ended		
	June 27, 2014	June 28, 2013	June 29, 2012
Revenues	100.0%	100.0%	100.0%
Cost of revenues	(89.1)	(89.2)	(89.0)
Gross profit	10.9	10.8	11.0
Selling, general and administrative expenses	(4.1)	(3.7)	(4.2)
Income (expense) related to flooding	6.6	4.2	(17.2)
Expenses related to reduction in workforce	—	(0.3)	(0.4)
Operating income (loss)	13.4	11.0	(10.8)
Interest income	0.3	0.2	0.1
Interest expense	(0.1)	(0.2)	(0.1)
Foreign exchange (loss) gain, net	(0.0)	0.1	0.3
Other income	0.1	0.1	0.1
Income (loss) before income taxes	13.7	11.2	(10.3)
Income tax (expense) benefit	(0.2)	(0.5)	0.3
Net income (loss)	13.5	10.7	(10.0)
Other comprehensive income	—	—	—
Net comprehensive income (loss)	13.5%	10.7%	(10.0)%

The following table sets forth our revenues by end market for the periods indicated. As necessary, comparative figures have been adjusted to conform with changes in presentation in the current year.

(amount in thousands)	Years Ended		
	June 27, 2014	June 28, 2013	June 29, 2012
Optical communications	\$ 484,071	\$ 449,790	\$ 382,673
Lasers, sensors, and other	193,783	191,752	182,059
Total	\$ 677,854	\$ 641,542	\$ 564,732

We operate and internally manage a single operating segment. As such, discrete information with respect to separate product lines and segments is not accumulated.

### Comparison of Fiscal Year 2014 with Fiscal Year 2013

**Total revenues.** Our total revenues increased by \$36.3 million, or 5.7%, to \$677.9 million for fiscal year 2014, as compared with \$641.5 million for fiscal year 2013. This increase was primarily due to an increase in optical communication products sales volume. Revenues from optical communications products represented 71.4% of our total revenues for fiscal year 2014, compared with 70.1% for fiscal year 2013.

**Cost of revenues.** Our cost of revenues increased by \$31.5 million, or 5.5%, to \$603.6 million, or 89.1% of total revenues, for fiscal year 2014, compared with \$572.1 million, or 89.2% of total revenues, for fiscal year 2013. The increase in cost of revenues on an absolute dollar basis was primarily due to an increase in sales volume and cost of revenues increased in proportionally. Cost of revenues also included non-cash share-based compensation expense of \$1.2 million for fiscal year 2014, compared with \$1.1 million for fiscal year 2013.

**Gross profit.** Our gross profit increased by \$4.8 million, or 6.9%, to \$74.2 million, or 11.0% of total revenues, for fiscal year 2014, compared with \$69.4 million, or 10.8% of total revenues, for fiscal year 2013. The slight increase in gross profit margin during fiscal year 2014, compared with fiscal year 2013, was primarily related to an increase in revenues resulting from increases in both optical and non-optical products sales volume.

## [Table of Contents](#)

**SG&A expenses.** Our SG&A expenses increased by \$3.9 million, or 16.3%, to \$27.7 million, or 4.1% of total revenues, for fiscal year 2014, compared with \$23.8 million, or 3.7% of total revenues, for fiscal year 2013. Our SG&A expenses increased both in absolute dollars and as a percentage of revenue during fiscal year 2014, compared with fiscal year 2013, mainly due to: (a) a \$1.8 million increase in accrued executive bonuses, salaries, and other benefits; (b) the recognition of \$0.5 million in severance and related payments to an executive who left the Company in March 2014; (c) a \$0.7 million increase in severance liability expense in fiscal year 2014 due to an increase in the number of employees; and (d) a \$0.4 million increase in share-based compensation charges. We also recorded share-based compensation charges of \$4.4 million for fiscal year 2014, compared with \$4.0 million for fiscal year 2013.

**Income related to flooding.** In fiscal year 2014, we recognized income related to flooding of \$45.2 million towards full and final settlement of our owned and consigned equipment and inventory claims. This income was offset by the recognition of \$0.5 million of other expenses in connection with write-offs of advance payments to a customer due to flood losses. In fiscal year 2013, we recognized \$27.2 million of income related to flooding, which consisted of an interim payment from our insurers of \$16.2 million against our claims for owned inventory losses and owned equipment losses, a payment of \$13.1 million from our insurers in full and final settlement of our claims for business interruption losses and a payment of \$0.1 million from our insurers in full and final settlement of our claim for damage to our buildings at Pinehurst, which was offset by the recognition of \$2.2 million in additional liabilities to third parties due to flood losses.

**Expenses related to reduction in workforce.** During fiscal year 2013, we implemented a reduction in workforce and incurred expenses of approximately \$2.1 million, which represented severance and benefits costs associated with the termination of approximately 180 employees in accordance with contractual obligations and local regulations.

**Operating income.** Our operating income increased by \$20.5 million to \$91.3 million, or 13.5% of total revenues, for fiscal year 2014, compared with \$70.8 million, or 11.0% of total revenues, for fiscal year 2013.

**Interest income.** Our interest income increased by \$0.7 million to \$1.8 million for fiscal year 2014, compared with \$1.1 million for fiscal year 2013. This increase was due to increases in cash and cash equivalent balances and an increase in interest rates.

**Interest expense.** Our interest expense decreased by \$0.3 million to \$0.7 million for fiscal year 2014, compared with \$1.0 million for fiscal year 2013. These decreases were due to a decreases in our average long-term loan balances resulting from repayments during the year.

**Income before income taxes.** We recorded income before income taxes of \$93.2 million for fiscal 2014, compared with \$71.9 million for fiscal year 2013.

**Income tax expense.** Our provision for income tax reflects an effective tax rate of 1.5% for fiscal year 2014, compared with an effective tax rate of 4.1% for fiscal year 2013. The decrease was primarily due to the reversal of liability for uncertain tax positions, including accrued interest of \$1.5 million and increase in deferred tax assets of \$0.6 million and a higher portion of net income during the period, primarily from income related to flooding of \$44.7 million that was not subjected to income tax, compared with the reversal of liability for uncertain tax positions of \$0.6 million for fiscal year 2013.

**Net income.** We recorded net income of \$91.7 million, or 13.5% of total revenues, for fiscal year 2014, compared with a net income of \$69.0 million, or 10.7% of total revenues, for fiscal year 2013.

### **Comparison of Fiscal Year 2013 with Fiscal Year 2012**

**Total revenues.** Our total revenues increased by \$76.8 million, or 13.6%, to \$641.5 million for fiscal year 2013, compared with \$564.7 million for fiscal year 2012. This increase was primarily due to an increase in optical communication product sales volume resulting from restoration of our operations that had been

## [Table of Contents](#)

temporarily suspended during the three months ended December 30, 2011 owing to the October and November 2011 flooding in Thailand. Revenues from optical communications products represented 70.1% of our total revenues fiscal year 2013, compared with 67.8% for fiscal year 2012.

*Cost of revenues.* Our cost of revenues increased by \$69.3 million, or 13.8%, to \$572.1 million, or 89.2% of total revenues, for fiscal year 2013, compared with \$502.8 million, or 89.0% of total revenues, for fiscal year 2012. The increase in absolute dollars was primarily due to an increase in revenues, unfavorable foreign exchange impact to local spending in Thailand as a result of the appreciation of Thai baht, and an increase in Thailand's minimum daily wages effective April 1, 2012. Cost of revenues also included share-based compensation expense of \$1.1 million for fiscal year 2013, compared with \$1.5 million for fiscal year 2012.

*Gross profit.* Our gross profit increased by \$7.5 million, or 12.1%, to \$69.4 million, or 10.8% of total revenues, for fiscal year 2013, compared with \$61.9 million, or 11.0% of total revenues, for fiscal year 2012.

The increase in gross profit margin during fiscal year 2013, compared with fiscal year 2012, was primarily related to an increase in revenues resulting from restoration of our operations, which had been temporarily suspended during the three months ended December 30, 2011 owing to flooding in Thailand, during which time our revenues decreased significantly while we continued to incur fixed costs.

*SG&A expenses.* Our SG&A expenses increased by \$0.3 million, or 1.4%, to \$23.8 million, or 3.7% of total revenues, for fiscal year 2013, compared with \$23.5 million, or 4.2% of total revenues, for fiscal year 2012. Our SG&A expenses increased in absolute dollars during fiscal year 2013, compared with fiscal year 2012, due primarily to the recognition of accrued executive bonuses of approximately \$1.4 million, partially offset by a decrease in business development expenses and CASIX's administrative and research and development expenses during fiscal year 2013. We also recorded share-based compensation charges of \$4.0 million for fiscal year 2013, compared with \$3.1 million for fiscal year 2012.

*Income (expense) related to flooding.* In fiscal year 2013, we recognized \$27.2 million of income related to flooding which consisted of an interim payment from our insurers of \$11.4 million against our claims for owned inventory losses, an interim payment from our insurers of \$4.8 million against our claims for owned equipment losses, a payment of \$13.1 million from our insurers in full and final settlement of our claims for business interruption losses, and a payment of \$0.1 million from our insurers in full and final settlement of our claim for damage to our buildings at Pinehurst, offset by the recognition of additional liabilities to third parties due to flood losses of \$2.2 million. In fiscal year 2012, we recognized \$97.3 million of expense related to flooding, which consisted of losses of \$48.5 million related to damage to customer-owned equipment and machinery, \$28.4 million related to damage to our inventory and customer-owned inventory, \$4.6 million related to damage to our machinery and equipment, \$2.4 million related to damage to our Chokchai facility, and \$13.4 million of other flood-related expenses.

*Expenses related to reduction in workforce.* During the fourth quarters of fiscal year 2013 and fiscal year 2012, we implemented a reduction in workforce and incurred expenses of approximately \$2.1 million and \$2.0 million, respectively which represented severance and benefits costs associated with the termination of approximately 180 employees and 170 employees, respectively, in accordance with contractual obligations and local regulations.

*Operating income (loss).* Our operating income increased by \$131.6 million to \$70.8 million, or 11.0% of total revenues, for fiscal year 2013, compared with an operating loss of \$(60.8) million, or (10.8)% of total revenues, for fiscal year 2012.

*Interest income.* Our interest income for fiscal year 2013 increased by \$0.2 million to \$1.1 million, compared with \$0.8 million for fiscal year 2012. This increase was due to increases in cash and cash equivalent balances and an increase in interest rates.

*Interest expense.* Our interest expense for fiscal year 2013 increased by \$0.6 million to \$1.0 million, compared with \$0.4 million for fiscal year 2012. This increase was due to an increase in interest rates; increases

## [Table of Contents](#)

in our average long-term loan balances; and the cessation of capitalizing interest on Building 6 costs following completion of construction in April 2012.

*Income (loss) before income taxes.* We recorded income before income taxes of \$71.9 million for fiscal year 2013, compared with loss before income taxes of \$(58.4) million for fiscal year 2012.

*Income tax (expense) benefit.* Our provision for income tax reflects an effective tax rate of 4.1% for fiscal year 2013, compared with an effective tax rate of (3.4)% (tax benefit) for fiscal year 2012. The increase in effective tax rate for fiscal year 2013 was because we had net income from operations during that period, while in fiscal year 2012, we had a negative effective tax rate due to a tax benefit resulting from a net loss caused by flood-related losses.

*Net income (loss).* We recorded net income of \$69.0 million, or 10.7% of total revenues, for fiscal year 2013, as compared with a net loss of \$(56.5) million, or (10.0)% of total revenues, for fiscal year 2012.

### **Liquidity and Capital Resources**

We primarily finance our operations through cash flow from operations activities. As of June 27, 2014, June 28, 2013 and June 29, 2012, we had cash and cash equivalents of \$233.5 million, \$149.7 million, and \$115.5 million, respectively and outstanding debt of \$16.5 million, \$28.9 million and \$38.6 million, respectively.

Our cash and cash equivalents, which primarily consist of cash on hand, demand deposits and liquid investments with original maturities of three months or less, are placed with banks and other financial institutions. The weighted average interest rate on our cash and cash equivalents for fiscal year 2014, fiscal year 2013, and fiscal year 2012 was 1.0%, 0.9% and 0.8%, respectively.

As of June 27, 2014, all claims that we submitted to our insurance companies for flood related losses have been settled. In fiscal year 2014, we recognized \$45.2 million in flood-related income towards full and final settlement of our owned and consigned equipment and inventory claims. This income was offset by the recognition of \$0.5 million of other expense in connection with write-offs of advance payments to a customer due to flood losses.

For fiscal year 2013, we recognized \$29.4 million of income related to flooding, which consisted of an interim payment from our insurers of \$16.2 million against our claims for owned inventory losses and owned equipment losses, a payment from our insurer of \$13.1 million in full and final settlement of our claim for business interruption losses, and a payment from our insurer of \$0.1 million in full and final settlement of our claim for damage to our buildings at Pinehurst. For fiscal year 2013, we recognized additional expenses of \$2.2 million related to liabilities to third parties due to flood losses.

During fiscal year 2014, we made a cash payment of \$5.2 million and transferred equipment, with an aggregate value of \$2.3 million, to a customer towards full and final settlement for any and all flood-related losses incurred by this customer in accordance with the settlement agreement entered into during fiscal year 2013. In addition, during fiscal year 2014, we fulfilled our obligations to a customer's insurers by making a payment of \$2.2 million for full and final settlement of our liability for damages to customer-owned inventory that occurred during the flooding in accordance with the settlement agreement entered into during fiscal year 2013. We also made a cash payment of \$0.1 million towards the other flood-related settlements during fiscal year 2014.

During fiscal year 2013, we entered into a settlement agreement with three of our customers relating to our liability for the customers' losses as a result of the flooding and made an initial aggregate payment of \$8.1 million to such customers.

Notwithstanding the foregoing, we believe that our current cash and cash equivalents, and cash flow from operations will be sufficient to meet our working capital and capital expenditure needs for the next 12 months.

## [Table of Contents](#)

Our ability to sustain our working capital position is subject to a number of risks that we discuss in Item 1A of this Annual Report on Form 10-K.

We also believe that our current manufacturing capacity is sufficient to meet anticipated production requirements for at least the next 12 months. We maintain a long-term credit facility associated with construction of production facilities at our Pinehurst campus in Thailand that will come due within the next 33 months, and we anticipate that our internally generated working capital, together with our cash and cash equivalents will be adequate to repay this obligation.

The following table shows our net cash provided by operating activities, net cash used in investing activities, and net cash (used in) provided by financing activities for the periods indicated:

<i>(amount in thousands)</i>	<b>Years Ended</b>		
	<b>June 27, 2014</b>	<b>June 28, 2013</b>	<b>June 29, 2012</b>
Net cash provided by operating activities	\$ 66,550	\$ 48,750	\$ 2,251
Net cash provided by (used in) investing activities	\$ 26,988	\$ (5,862)	\$ (37,378)
Net cash (used in) provided by financing activities	\$ (8,171)	\$ (9,128)	\$ 23,202
Net increase (decrease) in cash and cash equivalents	\$ 85,367	\$ 33,760	\$ (11,925)
Cash and cash equivalents, beginning of period	\$ 149,716	\$ 115,507	\$ 127,282
Cash and cash equivalents, end of period	\$ 233,477	\$ 149,716	\$ 115,507

### ***Operating Activities***

Net cash provided by operating activities increased by \$17.8 million, or 36.5%, to \$66.6 million for fiscal year 2014, compared with net cash provided by operating activities of \$48.8 million for fiscal year 2013. The increase was primarily due to an increase in net income from operations, a decrease of \$34.5 million in flood-related liabilities to third parties, as we fulfilled our payment obligations to our customers under settlement agreements entered into during fiscal year 2014 and fiscal year 2013, a decrease of \$26.6 million in cash payment to vendor, and an increase of \$12.6 million in cash collection from customers which were offset by an increase of \$50.3 million in inventory.

Net cash provided by operating activities increased by \$46.5 million, or 2,065.7%, to \$48.8 million for fiscal year 2013, compared with net cash provided by operating activities of \$2.3 million for fiscal year 2012. The increase was primarily due to an increase in net income resulting from restoration of operations which had been temporarily suspended during the three months ended December 30, 2011 as a result of flooding in Thailand, compared with a net loss in fiscal year 2012 due to the effects of the flooding, offset by a decrease of \$42.0 million in flood-related liabilities to third parties, as we have substantially fulfilled our payment obligations to our customers under settlement agreements entered into during fiscal year 2014 and fiscal year 2013.

### ***Investing Activities***

Net cash provided by investing activities increased by \$32.9 million, or 560.4%, to \$27.0 million for fiscal year 2014, compared with net cash used in investing activities of \$5.9 million for fiscal year 2013. The increase in net cash provided by investing activities was primarily due to the receipt of \$37.8 million in proceeds against claims related to flood damage to consigned and owned equipment.

Net cash used in investing activities decreased by \$31.5 million, or 84.3 %, to \$5.9 million for fiscal year 2013, compared with net cash used in investing activities of \$37.4 million for fiscal year 2012. The decrease was primarily due to a decrease in payments for construction of Pinehurst Building 6, which was completed in April 2012, and the receipt of \$4.9 million of proceeds from our insurers against claims related to flood damage to owned equipment and our buildings at Pinehurst.

### Financing Activities

Net cash used in financing activities decreased by \$1.0 million, or 10.5%, to \$8.2 million for fiscal year 2014, compared with net cash used in financing activities of \$9.1 million for fiscal year 2013. This decrease was primarily due to an increase of \$4.0 million from the proceeds from issuance of ordinary shares under employee share option plans, offset by an increase of \$2.7 million from the early repayment of long-term loans for Pinehurst Building 5.

Net cash used in financing activities increased by \$32.3 million, or 139.3%, to \$9.1 million for fiscal year 2013, compared with net cash provided by financing activities of \$23.2 million for fiscal year 2012. This increase was primarily due to scheduled repayments of long-term loans for Pinehurst Building 5 and Building 6 and no new drawdowns during fiscal year 2013, compared with a drawdown of \$28.0 million in fiscal year 2012 for construction of Pinehurst Building 6.

### Contractual Obligations

The following table sets forth certain of our contractual obligations as of June 27, 2014:

(amount in thousands)	Payments Due by Period				
	Total	Less than 1 year	1-3 years	3-5 years	More than 5 years
Long-term debt obligations	\$16,500	\$ 6,000	\$10,500	\$ —	\$ —
Interest expense obligation (1)	760	437	323	—	—
Operating lease obligations	4,505	988	1,870	1,368	279
Severance liabilities	4,453	268	235	345	3,605
Provision for uncertain income tax position	905	—	395	510	—
Total	<u>\$27,123</u>	<u>\$ 7,693</u>	<u>\$13,323</u>	<u>\$ 2,223</u>	<u>\$ 3,884</u>

(1) Interest expense obligation reflects the interest rate on long-term debt obligation as of June 27, 2014. The interest rate was 3.0%. For further discussion of long-term debt obligations, see Note 11 of our audited consolidated financial statements.

As of June 27, 2014, our long-term debt obligations consisted of approximately \$16.5 million outstanding under a loan agreement. The loan is secured by certain property, plant and equipment and prescribes maximum ratios of debt to equity and minimum levels of debt service coverage ratios (i.e., earnings before interest expenses and depreciation and amortization plus cash on hand minus short-term debts divided by current portion of long-term debts plus interest expenses). These financial ratio covenants could restrict our ability to incur additional indebtedness and limit our ability to use our cash. Our long-term debt obligation also include customary events of default.

As of June 27, 2014, we were in compliance with our long-term loan agreements. Nonetheless, in the event of a default on these loans or a breach of a financial ratio covenant, the lenders may immediately cancel the loan agreements, deem the full amount of the outstanding indebtedness immediately due and payable; charge us interest on a monthly basis on the full amount of the outstanding indebtedness and, if we cannot repay all of our outstanding obligations, sell the assets pledged as collateral for the loans in order to fulfill our obligations to the lenders. We may also be held responsible for any damages and related expenses incurred by the lender as a result of any default.

We entered into a syndicated senior credit facility agreement (the "Facility Agreement") with a consortium of banks on May 22, 2014. The Facility Agreement, led by Bank of America, provides for a \$200.0 million credit line, comprised of a \$150.0 million revolving loan facility and a \$50.0 million delayed draw term loan facility. The revolving loan facility contains an accordion feature permitting us to request an increase in the facility up to \$100.0 million subject to customary terms and conditions and provided that no default or event of default exists at the time of request. The revolving loan facility terminates and all amounts outstanding are due and payable in

## [Table of Contents](#)

full on May 22, 2019. The principal amount of any drawn term loans must be repaid according to the scheduled quarterly amortization payments, with final payment of all amounts outstanding, plus accrued interest, being due May 22, 2019. As of June 27, 2014, no amounts were outstanding under the Facility Agreement.

In addition, we have entered into short-term lending arrangements that are unused but available as needed. As of June 27, 2014, unused borrowing capacity available under short-term banking facilities totaled \$1.5 million.

As of June 27, 2014, we also had certain operating lease arrangements in which the lease payments are calculated based on specified formulas. Our rental expenses under these leases were \$0.8 million, \$0.8 million and \$1.8 million for fiscal year 2014, fiscal year 2013, and fiscal year 2012, respectively.

### Capital Expenditures

The following table sets forth our capital expenditures, which include amounts for which payments have been accrued, for the periods indicated.

<i>(amount in thousands)</i>	Years Ended		
	June 27, 2014	June 28, 2013	June 29, 2012
Capital expenditures	\$ 10,604	\$ 9,284	\$ 37,386

Our capital expenditures for fiscal year 2014 and fiscal year 2013 principally consisted of investment in equipment for our manufacturing facilities. Our capital expenditures for fiscal year 2012 principally consisted of investment in the construction of Pinehurst Building 6, investment in facilities improvements to defend against future flooding, and the repair, restoration and replacement of flood-damaged equipment. During fiscal year 2015, we expect to purchase additional equipment for our manufacturing facilities.

### Off-Balance Sheet Commitments and Arrangements

As of June 27, 2014, we did not have any off-balance sheet arrangements as defined in Item 303(a)(4)(ii) of SEC Regulation S-K.

### Recent Accounting Pronouncements

See Note 2 of the Notes to Consolidated Financial Statements for recent accounting pronouncements that could have an effect on us.

## ITEM 7A. QUANTITATIVE AND QUALITATIVE DISCLOSURES ABOUT MARKET RISK.

### Interest Rate Risk

We had cash and cash equivalents totaling \$233.5 million, \$149.7 million and \$115.5 million as of June 27, 2014, June 28, 2013 and June 29, 2012, respectively. Our exposure to interest rate risk primarily relates to the interest income generated by excess cash invested in highly liquid investments with maturities of three months or less from the original dates of purchase. The cash and cash equivalents are held for working capital purposes. We have not used derivative financial instruments in our investment portfolio. We have not been exposed nor do we anticipate being exposed to material risks due to changes in market interest rates. Declines in interest rates, however, will reduce future investment income. If overall interest rates had declined by 10 basis points during fiscal year 2014, fiscal year 2013, and fiscal year 2012, our interest income would have decreased by approximately \$0.2 million, \$0.1 million and \$0.1 million, respectively, assuming consistent investment levels.

Interest rate risk also refers to our exposure to movements in interest rates associated with our interest bearing liabilities. The interest bearing liabilities are denominated in U.S. dollars and the interest expense is based on the Singapore Inter-Bank Offered Rate (SIBOR), and LIBOR, plus an additional margin, depending on

## [Table of Contents](#)

the lending institution. If the SIBOR and the LIBOR had increased by 100 basis points during fiscal year 2014, fiscal year 2013, and fiscal year 2012, our interest expense would have increased by approximately \$0.2 million, \$0.3 million, and \$0.4 million, respectively, assuming consistent borrowing levels.

### ***Foreign Currency Risk***

As a result of our foreign operations, we have significant expenses, assets and liabilities that are denominated in foreign currencies. Substantially all of our employees and most of our facilities are located in Thailand and the PRC. Therefore, a substantial portion of our payroll as well as certain other operating expenses are paid in Thai baht or RMB. The significant majority of our revenues are denominated in U.S. dollars because our customer contracts generally provide that our customers will pay us in U.S. dollars.

As a consequence, our gross profit margins, operating results, profitability and cash flows are adversely impacted when the dollar depreciates relative to the Thai baht or the RMB. We have a particularly significant currency rate exposure to changes in the exchange rate between the Thai baht and the U.S. dollar. We must translate foreign currency-denominated results of operations, assets and liabilities for our foreign subsidiaries to U.S. dollars in our consolidated financial statements. Consequently, increases and decreases in the value of the U.S. dollar compared with such foreign currencies will affect our reported results of operations and the value of our assets and liabilities on our consolidated balance sheets, even if our results of operations or the value of those assets and liabilities has not changed in its original currency. These transactions could significantly affect the comparability of our results between financial periods or result in significant changes to the carrying value of our assets, liabilities and shareholders' equity.

In addition, we are exposed to foreign exchange risk in connection with the credit facility and cross currency swap arrangements we entered into with TMB Bank Public Company Limited (the "Bank") in May 2011 for the construction of Pinehurst Building 6. The terms of the contract with the Bank provide the following facilities: (1) a term loan facility for up to Thai baht 960 million (equal to \$30.0 million) with a fixed interest rate of 5.28% per annum, (2) a hedging facility for currency swaps with a notional amount of \$30.0 million, and (3) a settlement limit of Thai baht 65 million, subject to certain terms and conditions as set forth therein. As of March 30, 2012, we had drawn down the entire \$30.0 million available under the term loan facility. Borrowings and interest under the term loan are scheduled to be repaid on a quarterly basis between September 2011 and March 2017. Under the terms of the cross currency interest rate swap arrangement, all amounts drawn in Thai baht were converted to U.S. dollars for repayment by us on a quarterly basis at the floating rate of 3-month U.S. LIBOR plus 2.8% per annum.

We attempt to hedge against these exchange rate risks by entering into hedging contracts that are typically one to six months in duration, leaving us exposed to longer term changes in exchange rates. We realized foreign exchange loss of \$0.02 million during fiscal year 2014 and foreign exchange gain of \$0.4 million during fiscal year 2013. As foreign currency exchange rates fluctuate relative to the U.S. dollar, we expect to incur foreign currency translation adjustments and may incur foreign currency exchange losses. For example, a 10% weakening in the U.S. dollar against the Thai baht and the RMB would have resulted in an increase in our net dollar position of approximately \$3.5 million as of June 27, 2014 and an increase in our net dollar position of approximately \$1.8 million as of June 28, 2013. We cannot give any assurance as to the effect that future changes in foreign currency rates will have on our consolidated financial position, operating results or cash flows.

### ***Credit Risk***

Credit risk refers to our exposures to financial institutions, suppliers and customers that have in the past and may in the future experience financial difficulty, particularly in light of recent conditions in the credit markets and the global economy. As of June 27, 2014, our cash and cash equivalents were held in deposits and highly liquid investment products with maturities of three months or less with banks and other financial institutions having credit ratings of A minus or above. We generally monitor the financial performance of our suppliers and customers, as well as other factors that may affect their access to capital and liquidity. Presently, we believe that we will not incur material losses due to our exposures to such credit risk.



[Table of Contents](#)

ITEM 8. FINANCIAL STATEMENTS AND SUPPLEMENTARY DATA.

INDEX TO CONSOLIDATED FINANCIAL STATEMENTS

Consolidated Financial Statements of Fabrinet

	Page
<a href="#">Report of Independent Registered Public Accounting Firm</a>	57
<a href="#">Consolidated Balance Sheets as of June 27, 2014 and June 28, 2013</a>	59
<a href="#">Consolidated Statements of Operations and Comprehensive Income for the Years Ended June 27, 2014, June 28, 2013 and June 29, 2012</a>	60
<a href="#">Consolidated Statements of Shareholders' Equity for the Years Ended June 27, 2014, June 28, 2013 and June 29, 2012</a>	61
<a href="#">Consolidated Statements of Cash Flows for the Years Ended June 27, 2014, June 28, 2013 and June 29, 2012</a>	62
<a href="#">Notes to Consolidated Financial Statements for the Years Ended June 27, 2014, June 28, 2013 and June 29, 2012</a>	64
<b>Supplementary Financial Data</b>	
<a href="#">Selected Quarterly Financial Data (unaudited) for the Years Ended June 27, 2014 and June 28, 2013</a>	92

**REPORT OF INDEPENDENT REGISTERED PUBLIC ACCOUNTING FIRM**

**To the Board of Directors and Shareholders of Fabrinet**

In our opinion, the accompanying consolidated balance sheets and the related consolidated Statements of operations and comprehensive income, of shareholders' equity and of cash flows present fairly, in all material respects, the financial position of Fabrinet and its subsidiaries (the "Company") as of June 27, 2014 and June 28, 2013, and the results of their operations and their cash flows for each of the years ended June 27, 2014, June 28, 2013 and June 29, 2012 in conformity with accounting principles generally accepted in the United States of America. Also in our opinion, the Company did not maintain, in all material respects, effective internal control over financial reporting as of June 27, 2014, based on criteria established in *Internal Control—Integrated Framework* (1992) issued by the Committee of Sponsoring Organizations of the Treadway Commission (COSO) because a material weakness in internal control over financial reporting related to the assessment of revenue recognition criteria for customer volume supply agreements existed as of that date. A material weakness is a deficiency, or a combination of deficiencies, in internal control over financial reporting, such that there is a reasonable possibility that a material misstatement of the annual or interim financial statements will not be prevented or detected on a timely basis. The material weakness referred to above is described in Management's Annual Report on Internal Control over Financial Reporting. We considered this material weakness in determining the nature, timing, and extent of audit tests applied in our audit of the 2014 consolidated financial statements and our opinion regarding the effectiveness of the Company's internal control over financial reporting does not affect our opinion on those consolidated financial statements. The Company's management is responsible for these financial statements, for maintaining effective internal control over financial reporting and for its assessment of the effectiveness of internal control over financial reporting, included in management's report referred to above. Our responsibility is to express opinions on these financial statements and on the Company's internal control over financial reporting based on our integrated audits. We conducted our audits in accordance with the standards of the Public Company Accounting Oversight Board (United States). Those standards require that we plan and perform audits to obtain reasonable assurance about whether the financial statements are free of material misstatement and whether effective internal control over financial reporting was maintained in all material respects. Our audits of the financial statements included examining, on a test basis, evidence supporting the amounts and disclosures in the financial statements, assessing the accounting principles used and significant estimates made by management, and evaluating the overall financial statement presentation. Our audit of internal control over financial reporting included obtaining an understanding of internal control over financial reporting, assessing the risk that a material weakness exists, and testing and evaluating the design and operating effectiveness of internal control based on the assessed risk. Our audits also included performing such other procedures as we considered necessary in the circumstances. We believe that our audits provide a reasonable basis for our opinions.

A company's internal control over financial reporting is a process designed to provide reasonable assurance regarding the reliability of financial reporting and the preparation of financial statements for external purposes in accordance with generally accepted accounting principles. A company's internal control over financial reporting includes those policies and procedures that (i) pertain to the maintenance of records that, in reasonable detail, accurately and fairly reflect the transactions and dispositions of the assets of the company; (ii) provide reasonable assurance that transactions are recorded as necessary to permit preparation of financial statements in accordance with generally accepted accounting principles, and that receipts and expenditures of the company are being made only in accordance with authorizations of management and directors of the company; and (iii) provide reasonable assurance regarding prevention or timely detection of unauthorized acquisition, use, or disposition of the company's assets that could have a material effect on the financial statements.

---

[Table of Contents](#)

Because of its inherent limitations, internal control over financial reporting may not prevent or detect misstatements. Also, projections of any evaluation of effectiveness to future periods are subject to the risk that controls may become inadequate because of changes in conditions, or that the degree of compliance with the policies or procedures may deteriorate. We do not express an opinion or any other form of assurance on management's statement referring to remediation efforts in response to the Company's identified material weakness.

/s/ PricewaterhouseCoopers ABAS Ltd.

PricewaterhouseCoopers ABAS Ltd.  
Bangkok, Thailand  
October 16, 2014

**FABRINET**  
**CONSOLIDATED BALANCE SHEETS**

<i>(in thousands of U.S. dollars, except share data)</i>	<b>As of June 27, 2014</b>	<b>As of June 28, 2013</b>
<b>Assets</b>		
Current assets		
Cash and cash equivalents	\$ 233,477	\$ 149,716
Trade accounts receivable, net	101,168	118,475
Inventory, net	124,570	88,962
Deferred tax assets	1,561	1,397
Prepaid expenses	1,691	1,931
Other current assets	2,010	3,505
Total current assets	<u>464,477</u>	<u>363,986</u>
Non-current assets		
Property, plant and equipment, net	97,244	97,206
Intangibles, net	72	164
Deferred tax assets	1,775	2,116
Deposits and other non-current assets	989	107
Total non-current assets	<u>100,080</u>	<u>99,593</u>
<b>Total assets</b>	<u>\$564,557</u>	<u>\$463,579</u>
<b>Liabilities and Shareholders' Equity</b>		
Current liabilities		
Long-term loans from bank, current portion	\$ 6,000	\$ 9,668
Trade accounts payable	94,853	77,139
Income tax payable	1,024	1,825
Accrued payroll, bonus and related expenses	8,612	6,220
Accrued expenses	4,345	3,121
Other payables	5,795	5,163
Liabilities to third parties due to flood losses	—	9,812
Total current liabilities	<u>120,629</u>	<u>112,948</u>
Non-current liabilities		
Long-term loans from bank, non-current portion	10,500	19,243
Deferred tax liability	1,040	1,152
Severance liabilities	4,453	4,382
Other non-current liabilities	1,099	536
Total non-current liabilities	<u>17,092</u>	<u>25,313</u>
<b>Total liabilities</b>	<u>137,721</u>	<u>138,261</u>
Commitments and contingencies (Note 16)		
Shareholders' equity		
Preferred shares (5,000,000 shares authorized, \$0.01 par value; no shares issued and outstanding as of June 27, 2014 and June 28, 2013)	—	—
Ordinary shares (500,000,000 shares authorized, \$0.01 par value; 35,152,772 shares and 34,634,967 shares issued and outstanding as of June 27, 2014 and June 28, 2013, respectively)	352	346
Additional paid-in capital	80,882	71,101
Retained earnings	345,602	253,871
<b>Total shareholders' equity</b>	<u>426,836</u>	<u>325,318</u>
<b>Total Liabilities and Shareholders' Equity</b>	<u>\$564,557</u>	<u>\$463,579</u>

The accompanying notes are an integral part of these consolidated financial statements.

## FABRINET

## CONSOLIDATED STATEMENTS OF OPERATIONS AND COMPREHENSIVE INCOME

	Years Ended		
	June 27, 2014	June 28, 2013	June 29, 2012
<i>(in thousands of U.S. dollars, except per share data)</i>			
Revenues	\$ 677,854	\$ 641,542	\$ 564,732
Cost of revenues	(603,621)	(572,124)	(502,818)
Gross profit	74,233	69,418	61,914
Selling, general and administrative expenses	(27,664)	(23,787)	(23,466)
Income (expense) related to flooding	44,748	27,211	(97,286)
Expenses related to reduction in workforce	—	(2,052)	(1,978)
Operating income (loss)	91,317	70,790	(60,816)
Interest income	1,793	1,083	844
Interest expense	(713)	(1,010)	(427)
Foreign exchange (loss) gain, net	(24)	354	1,569
Other income	797	692	395
Income (loss) before income taxes	93,170	71,909	(58,435)
Income tax (expense) benefit	(1,439)	(2,940)	1,968
Net income (loss)	91,731	68,969	(56,467)
Other comprehensive income	—	—	—
Net comprehensive income (loss)	<u>\$ 91,731</u>	<u>\$ 68,969</u>	<u>\$ (56,467)</u>
<b>Earnings (loss) per share</b>			
Basic	\$ 2.63	\$ 2.00	\$ (1.64)
Diluted	\$ 2.58	\$ 1.98	\$ (1.64)
<b>Weighted average number of ordinary shares outstanding</b> (thousands of shares)			
Basic	34,938	34,557	34,382
Diluted	35,589	34,846	34,382

The accompanying notes are an integral part of these consolidated financial statements.

## FABRINET

## CONSOLIDATED STATEMENTS OF SHAREHOLDERS' EQUITY

*(in thousands of U.S. dollars, except share data)*

	Ordinary Share		Additional Paid-in Capital	Retained Earnings	Total
	Shares	Amount			
<b>Balances at June 24, 2011</b>	34,207,579	\$ 342	\$ 59,816	\$ 241,369	\$ 301,527
Net loss	—	—	—	(56,467)	(56,467)
Share-based compensation expense	—	—	4,649	—	4,649
Issuance of ordinary shares	263,250	3	997	—	1,000
<b>Balances at June 29, 2012</b>	34,470,829	345	65,462	184,902	250,709
Net income	—	—	—	68,969	68,969
Share-based compensation expense	—	—	5,100	—	5,100
Issuance of ordinary shares	164,138	1	560	—	561
Tax withholdings related to net share settlement of restricted share units	—	—	(21)	—	(21)
<b>Balances at June 28, 2013</b>	34,634,967	346	71,101	253,871	325,318
Net income	—	—	—	91,731	91,731
Share-based compensation expense	—	—	5,547	—	5,547
Issuance of ordinary shares	517,805	6	4,561	—	4,567
Tax withholdings related to net share settlement of restricted share units	—	—	(327)	—	(327)
<b>Balances at June 27, 2014</b>	<u>35,152,772</u>	<u>\$ 352</u>	<u>\$ 80,882</u>	<u>\$ 345,602</u>	<u>\$ 426,836</u>

The accompanying notes are an integral part of these consolidated financial statements.

## FABRINET

## CONSOLIDATED STATEMENTS OF CASH FLOWS

	Years Ended		
	June 27, 2014	June 28, 2013	June 29, 2012
<i>(in thousands of U. S. dollars)</i>			
<b>Cash flows from operating activities</b>			
Net income (loss) for the year	\$ 91,731	\$ 68,969	\$ (56,467)
Adjustments to reconcile net income (loss) to net cash provided by operating activities			
Depreciation	10,565	9,994	9,339
Amortization of intangibles	93	217	374
(Gain) loss on disposal of property, plant and equipment	(28)	(24)	17
Income related to flooding	(45,211)	(29,465)	—
Proceeds from insurers for business interruption losses related to flooding	—	13,143	—
Proceeds from insurers for inventory losses related to flooding	7,416	11,419	—
(Reversal of) allowance for doubtful accounts	(72)	(94)	124
Unrealized loss (gain) on exchange rate and fair value of derivative	722	(1,043)	(925)
Share-based compensation	5,547	5,100	4,649
Deferred income tax	65	2,086	(2,242)
Other non-cash expenses (income)	634	(89)	93
Reversal of uncertain tax positions	(1,538)	—	—
Inventory obsolescence (reversal of)	443	(584)	499
Loss from written-off assets and liabilities to third parties due to flood losses	—	2,255	83,871
Changes in operating assets and liabilities			
Trade accounts receivable	17,379	4,739	(10,672)
Inventory	(36,051)	14,229	(13,867)
Other current assets and non-current assets	(1,035)	(1,207)	(5,291)
Trade accounts payable	17,714	(8,861)	(6,563)
Income tax payable	737	(5)	(1,505)
Other current liabilities and non-current liabilities	4,951	(35)	817
Liabilities to third parties due to flood losses	(7,512)	(41,994)	—
Net cash provided by operating activities	<u>66,550</u>	<u>48,750</u>	<u>2,251</u>
<b>Cash flows from investing activities</b>			
Purchase of property, plant and equipment	(10,835)	(10,793)	(35,535)
Purchase of intangibles	(1)	(2)	(147)
Purchase of assets for lease under direct financing leases	—	—	(2,940)
Proceeds from direct financing leases	—	—	1,217
Proceeds from disposal of property, plant and equipment	29	29	27
Proceeds from insurers in settlement of claims related to flood damage	37,795	4,904	—
Net cash provided by (used in) investing activities	<u>26,988</u>	<u>(5,862)</u>	<u>(37,378)</u>
<b>Cash flows from financing activities</b>			
Receipt of long-term loans from bank	—	—	28,000
Repayment of long-term loans from bank	(12,411)	(9,668)	(5,798)
Proceeds from issuance of ordinary shares under employee share option plan	4,567	561	1,000
Withholding tax related to net share settlement of restricted share units	(327)	(21)	—
Net cash (used in) provided by financing activities	<u>(8,171)</u>	<u>(9,128)</u>	<u>23,202</u>
<b>Net increase (decrease) in cash and cash equivalents</b>	<u>\$ 85,367</u>	<u>\$ 33,760</u>	<u>\$ (11,925)</u>

[Table of Contents](#)

	Years Ended		
	June 27, 2014	June 28, 2013	June 29, 2012
<i>(in thousands of U. S. dollars)</i>			
<b>Movement in cash and cash equivalents</b>			
Cash and cash equivalents at beginning of period	\$ 149,716	\$ 115,507	\$ 127,282
Increase (decrease) in cash and cash equivalents	85,367	33,760	(11,925)
Effect of exchange rate on cash and cash equivalents	(1,606)	449	150
<b>Cash and cash equivalents at end of period</b>	<b>\$233,477</b>	<b>\$149,716</b>	<b>\$115,507</b>
<b>Supplemental disclosures</b>			
Cash paid for			
Interest	\$ 709	\$ 1,014	\$ 711
Taxes	\$ 198	\$ 260	\$ 1,807
Cash received for interest	\$ 1,672	\$ 873	\$ 782
<b>Non-cash investing and financing activities</b>			
Construction-related payable	\$ —	\$ —	\$ 2,222
Fixed assets payable	\$ 1,130	\$ 1,361	\$ 651

The accompanying notes are an integral part of these consolidated financial statements.



FABRINET

NOTES TO CONSOLIDATED FINANCIAL STATEMENTS  
(in thousands of U.S. dollars unless otherwise noted)

1. **Business and organization**

*Description of Business*

Fabrinet (“Fabrinet” or the “Parent Company”) was incorporated on August 12, 1999, and commenced operations on January 1, 2000. The Parent Company is an exempted company incorporated in the Cayman Islands, British West Indies. “We,” “us,” “our” and the “Company” refer to Fabrinet and its subsidiaries as a group.

The Company provides advanced optical packaging and precision optical, electro-mechanical and electronic manufacturing services to original equipment manufacturers (OEMs) of complex products, such as optical communication components, modules and sub-systems, industrial lasers and sensors. The Company offers a broad range of advanced optical and electro-mechanical capabilities across the entire manufacturing process, including process design and engineering, supply chain management, manufacturing, advanced packaging, integration, final assembly and test. The Company focuses primarily on the production of low-volume, high-mix products. The subsidiaries of Fabrinet include Fabrinet Co., Ltd. (“Fabrinet Thailand”), Fabrinet USA, Inc., FBN New Jersey Manufacturing, Inc., Fabrinet China Holdings, CASIX, Inc., Fabrinet Pte., Ltd., and Fabrinet AB which was liquidated on May 2, 2014. The Company does not expect that the liquidation will have an effect on its consolidated financial statements.

Asia Pacific Growth Fund III, L.P. and its affiliates held 8.8%, 17.8% and 26.3% of Fabrinet’s share capital (fully diluted) as of June 27, 2014, June 28, 2013, and June 29, 2012, respectively. The Company has no commercial transactions with Asia Pacific Growth Fund III, L.P. and its affiliates.

*Secondary Public Offering*

On May 28, 2014 and on March 14, 2013, certain existing shareholders of Fabrinet sold an aggregate of 3,150,000 and 3,800,000 ordinary shares at a price of \$18.00 and \$14.00 per share, respectively, less underwriting discounts and commissions, in a secondary public offering. The Company did not receive any proceeds from the sale of ordinary shares by the selling shareholders. The Company incurred \$0.3 million and \$0.4 million of expenses in connection with the secondary offering during the years ended June 27, 2014 and June 28, 2013.

2. **Summary of significant accounting policies**

*Principles of consolidation*

The Company utilizes a 52-53 week fiscal year ending on the Friday in June closest to June 30. Fiscal year 2014, fiscal year 2013, and fiscal year 2012 ended on June 27, 2014, June 28, 2013 and June 29, 2012, respectively and consisted of 52 weeks, 52 weeks and 53 weeks, respectively.

The consolidated financial statements have been prepared in accordance with accounting principles generally accepted in the United States (“U.S. GAAP”) and include Fabrinet and its subsidiaries listed in Note 1 above. All inter-company accounts and transactions have been eliminated.

*Use of estimates*

The preparation of the Company’s consolidated financial statements in conformity with U.S. GAAP requires management to make estimates and assumptions that affect the reported amounts of assets and liabilities and disclosure of contingent liabilities at the date of the financial statements, and the reported amount of total

## [Table of Contents](#)

revenues and expense during the year. The Company bases estimates on historical experience and various assumptions about the future that are believed to be reasonable based on available information. The Company's reported financial position or results of operations may be materially different under different conditions or when using different estimates and assumptions, particularly with respect to significant accounting policies, which are discussed below. Significant assumptions are used in accounting for share-based compensation, allowance for doubtful accounts, income taxes and inventory obsolescence, among others. Due to the inherent uncertainty involved in making estimates, actual results reported in future periods may be different from these estimates. In the event that estimates or assumptions prove to differ from actual results, adjustments will be made in subsequent periods to reflect more current information.

### ***Foreign currency transactions and translation***

The consolidated financial statements are presented in United States Dollars (" \$" or "USD").

The functional currency of Fabrinet and its subsidiaries is the USD. Transactions in currencies other than the functional currency are translated into the functional currency at the rates of exchange in effect at the date of the transaction. Monetary assets and liabilities denominated in foreign currencies are translated into the functional currency at the exchange rate prevailing at the balance sheet dates. Transaction gains and losses are included in other income and expense, net, in the accompanying consolidated statements of operations.

### ***Cash and cash equivalents***

All highly liquid investments with maturities of three months or less from original dates of purchase are carried at fair market value and considered to be cash equivalents. Cash and cash equivalents consist of cash deposited in checking accounts, time deposits with maturities of less than three months and money market accounts.

### ***Trade accounts receivable***

Accounts receivable are carried at anticipated realizable value. The Company assesses the collectability of its accounts receivable based on specific customer circumstances, current economic trends, historical experience with collection and the age of past due receivables and provides an allowance for doubtful receivables based on a review of all outstanding amounts at the period end. Bad debts are written-off when identified.

Unanticipated changes in the liquidity or financial position of the Company's customers may require revision to the allowances for doubtful accounts.

### ***Inventory***

Inventory is stated at the lower of cost or market value. Cost is estimated using the standard costing method, computed on a first-in, first-out basis, with adjustments for variances to reflect actual costs not in excess of net realizable market value. Market value is the estimated selling price in the ordinary course of business, less the costs of completion and selling expenses. The Company assesses the valuation of inventory on a quarterly basis and writes down the value for estimated excess and obsolete inventory based upon estimates of future demand.

### ***Leases***

Payments made under operating leases are expensed on a straight-line basis over the lease term.

## [Table of Contents](#)

### ***Property, plant and equipment***

Land is stated at historical cost. Other property, plant and equipment, except for construction in process and machinery under installation, are stated at historical cost less accumulated depreciation. Depreciation is calculated on the straight-line method to write-off the cost of each asset to its residual value over its estimated useful life as follows:

Building and building improvements	10 - 30 years
Leasehold improvements	Shorter of useful life or lease term
Manufacturing equipment	3 - 5 years
Office equipment	3 - 5 years
Motor vehicles	5 years
Computer hardware	3 - 5 years

Construction in process and machinery under installation is stated at historic cost and depreciation begins after it is constructed and fully installed and is used in the operations of the Company.

Gains and losses on disposal are determined by comparing proceeds with carrying amounts and are included in operating income in the consolidated statements of operations.

The Company tests long-lived assets or asset groups for recoverability when events or changes in circumstances indicate that their carrying amount may not be recoverable. Recoverability of long-lived assets or asset groups is measured by comparing their carrying amount to the projected undiscounted cash flows that the long-lived assets or asset groups are expected to generate. If such assets are considered to be impaired, the impairment loss recognized, if any, is the amount by which the carrying amount of the property and equipment exceeds its fair value.

### ***Borrowing costs***

Borrowing costs are accounted for on an accrual basis and are charged to the consolidated statements of operations in the year incurred, except for interest costs on borrowings to finance certain qualifying assets. Such costs to finance qualifying assets are capitalized during the period of time that is required to complete and prepare the assets for their intended use, as part of the cost of the assets. All other borrowing costs are expensed as incurred.

The capitalization rate used to determine the amount of interest to be capitalized is the weighted average interest rate applicable to the Company's outstanding borrowings during the year. Where funds are borrowed specifically for the acquisition, construction or production of assets, the amount of borrowing costs eligible for capitalization on the respective assets is determined as the actual borrowing costs are incurred on that borrowing during the respective periods.

### ***Fair value of financial instruments***

Fair value is defined as the exchange price that would be received for an asset or paid to transfer a liability (an exit price) in the principal or most advantageous market for the asset or liability in an orderly transaction between market participants on the measurement date. A fair value hierarchy is established which requires an entity to maximize the use of observable inputs and minimize the use of unobservable inputs for the valuation of an asset or liability as of the measurement date. The three levels of inputs that may be used to measure fair value are defined as follows:

Level 1 inputs are quoted prices (unadjusted) in active markets for identical assets or liabilities.

Level 2 inputs for similar assets and liabilities in active markets other than quoted prices included within Level 1 that are observable for the asset or liability, either directly or indirectly, for substantially the full term of the asset or liability.

Level 3 inputs that are significant to the fair value measurement and unobservable (i.e. supported by little or no market activity), which require the reporting entity to develop its own valuation techniques and assumptions.

The Company utilizes the market approach to measure fair value for its financial assets and liabilities. The market approach uses prices and other relevant information generated by market transactions involving identical or comparable assets or liabilities.

The carrying amounts of certain financial instruments, which include cash and cash equivalents, trade accounts receivable, and trade accounts payable, approximate their fair values due to their short maturities. The carrying amounts of borrowings approximate their fair values as the applicable interest rate is based on market interest rates. The particular recognition methods adopted are disclosed in the individual policy statements associated with each item.

#### ***Derivatives***

Derivatives are recognized on the consolidated balance sheets as other current assets or accrued expenses at fair value, based on the free-standing derivative instrument. The accounting for changes in the fair value of a derivative depends on the intended use of the derivative and the resulting designation and can either be designated as (1) a hedge of the fair value of a recognized asset or liability or of an unrecognized firm commitment (“fair value” hedge), (2) a hedge of a forecasted transaction or the variability of cash flows to be received or paid related to a recognized asset or liability (“cash flow” hedge) or (3) held for trading or not designated for hedge accounting (“free-standing derivative instrument”).

#### ***Concentration of credit risk***

Financial instruments that potentially subject the Company to concentrations of credit risk consist of cash and cash equivalents, derivatives and accounts receivable.

Cash and cash equivalents are maintained with several financial institutions. Deposits held with banks may exceed the amount of insurance provided on such deposits. Generally, these deposits may be redeemed upon demand and are maintained with financial institutions with reputable credit and therefore bear minimal credit risk. The Company seeks to mitigate its credit risks by spreading such risks across multiple counterparties and monitoring the risk profiles of these counterparties.

The Company performs ongoing credit evaluations for credit worthiness of its customers and usually does not require collateral from its customers. Management has implemented a program to closely monitor near term cash collection and credit exposures to mitigate any material losses.

#### ***Revenue recognition***

The Company derives total revenues primarily from the assembly of products under supply agreements with its customers and the fabrication of customized optics and glass. Revenues represent the invoiced value of products, net of trade discounts and allowances, and exclude goods and services tax. The Company recognizes revenues when realized or realizable and earned. The Company considers revenues realized or realizable and earned when there is persuasive evidence of an arrangement, delivery has occurred, the sales price is fixed or determinable, and collectability is reasonably assured. Delivery does not occur until products have been shipped or services have been provided to the customer, risk of loss has transferred to the customer and customer acceptance has been obtained, customer acceptance provisions have lapsed, or the Company has objective evidence that the criteria specified in the customer acceptance provisions have been satisfied. In situations where a formal acceptance is required but the acceptance only relates to whether the product meets its published specifications, revenues are generally recognized upon shipment provided all other revenue recognition criteria are met. The sales price is not considered to be fixed or determinable until all contingencies related to the sale have been resolved. The Company reduces revenues for rebates and

## [Table of Contents](#)

other similar allowances. Revenues are recognized only if these estimates can be reasonably and reliably determined. The Company bases its estimates on historical results taking into consideration the type of customer, the type of transaction and the specifics of each arrangement. In addition to the aforementioned general policies, the following are the specific revenue recognition policies for each major category of revenues.

### *Services*

The Company provides services for its customers that range from process design to product manufacturing. The Company recognizes service revenues when the services have been performed. The related costs are expensed as incurred.

### *Sales of goods*

Revenues from sales of goods are generally recognized when the product is shipped to the customer and when there are no unfulfilled obligations that affect the customer's final acceptance of the arrangement. Any cost of warranties and remaining obligations that are inconsequential or perfunctory are accrued when the corresponding revenues are recognized.

### **Warranty provision**

Provisions for estimated expenses relating to product warranties are made at the time the products are sold using historical experience. Generally, this warranty is limited to workmanship and the Company's liability is capped at the price of the product. The provisions will be adjusted when experience indicates an expected settlement will differ from initial estimates.

Warranty cost allowances of \$0.02 million, \$0.02 million, and \$0.1 million were recognized in the consolidated statements of operations for the years ended June 27, 2014, June 28, 2013 and June 29, 2012, respectively.

### **Shipping and handling costs**

The Company records costs related to shipping and handling in cost of revenues for all periods presented.

### **Share-based compensation**

Share-based compensation is recognized in the consolidated financial statements based on grant-date fair value. The value of the portion of the award that is ultimately expected to vest is recognized as expense ratably over the requisite service period. The Company estimates the fair value of share-based awards utilizing the Black-Scholes-Merton ("BSM") option-pricing model net of estimated forfeitures.

### **Employee contribution plan**

The Company operates a defined contribution plan, known as a provident fund, in Fabrinet Thailand. The assets of this plan are in a separate trustee-administered fund. The provident fund is funded by matching payments from employees and by the subsidiary on a monthly basis. Current contributions to the provident fund are accrued and paid to the fund manager on a monthly basis. The Company sponsors the Fabrinet U.S. 401(k) Retirement Plan (the "401(k) Plan"), a Defined Contribution Plan under ERISA, at its Fabrinet USA, Inc. and FBN New Jersey Manufacturing, Inc. subsidiaries, which provides retirement benefits for its eligible employees through tax deferred salary deductions.

***Severance liabilities***

Under labor protection laws applicable in Thailand and under the Fabrinet Thailand employment policy, all employees of Fabrinet Thailand with more than 120 days of service are entitled to severance pay on forced termination or retrenchment or in the event that the employee reaches the retirement age of 55. The entitlement to severance pay is determined according to an employee's individual employment tenure with the Company and is subject to a maximum benefit of 10 months of salary unless otherwise agreed upon in an employee's employment contract. The Company accounts for this severance liability on an actuarial basis using the Projected Unit Credit Method, using the long-term Thai government bond yield as a discount rate. There are no separate plan assets held in respect of this liability.

***Annual leave***

Employee entitlements to annual leave are recognized when they accrue to the employee. On termination of employment, accrued employee entitlement to annual leave is paid in cash.

***Income taxes***

The Company uses the asset and liability method of accounting for income taxes, whereby deferred tax assets and liabilities are recognized for future tax consequences attributable to temporary differences between the financial statement carrying amounts of existing assets and liabilities and their respective tax bases. Deferred tax assets and liabilities are measured using tax rates expected to apply to taxable income in the years in which those temporary differences are expected to reverse. The effect of a change in tax rates on deferred tax assets and liabilities is recognized in income in the period that includes the enactment date. Deferred tax assets are reduced by a valuation allowance if, based on the weight of the available evidence, it is more likely than not that some portion or all of the deferred tax assets will not be realized.

Fabrinet's subsidiaries are subject to income tax audits by the respective tax authorities in all of the jurisdictions in which they operate. The determination of tax liabilities in each of these jurisdictions requires the interpretation and application of complex and sometimes uncertain tax laws and regulations. The Company recognizes liabilities based on its estimate of whether, and the extent to which, additional tax liabilities are probable. If the Company ultimately determines that the payment of such a liability is not probable, then it reverses the liability and recognizes a tax benefit during the period in which the determination is made that the liability is no longer probable. The recognition and measurement of current taxes payable or refundable and deferred tax assets and liabilities requires that the Company makes certain estimates and judgments. Changes to these estimates or a change in judgment may have a material impact on the Company's tax provision in a future period.

The accounting standard clarifies the accounting for uncertainty in income taxes recognized in an entity's financial statements and prescribes a recognition threshold and measurement attributes for financial statement disclosure of tax positions taken or expected to be taken on a tax return.

The Company recognizes a tax benefit in the financial statements for an uncertain tax position only if management's assessment is that the position is "more likely than not" (i.e., a likelihood greater than 50 percent) to be allowed by the tax jurisdiction based solely on the technical merits of the position. The term "tax position" refers to a position in a previously filed tax return or a position expected to be taken in a future tax return that is reflected in measuring current or deferred income tax assets and liabilities for interim or annual periods. The accounting interpretation also provides guidance on measurement methodology, derecognition thresholds, financial statement classification and disclosures, recognition of interest and penalties, and accounting for the cumulative-effect adjustment at the date of adoption.

***New Accounting Pronouncements—not yet adopted by the Company***

In August 2014, The Financial Accounting Standards Board (FASB) issued Accounting Standard Update (ASU) no. 2014-15, "Presentation of Financial Statements—Going Concern (Subtopic 205-40): Disclosure

of Uncertainties about an Entity's Ability to Continue as a Going Concern". The amendments require management to evaluate an entity's ability to continue as a going concern; when relevant conditions and events, considered in the aggregate, indicate that it is probable that the entity will be unable to meet its obligations that become due within one year after the date that the financial statements are issued (or available to be issued). This applies to all entities and effective for fiscal beginning after December 15, 2016 and for annual periods and interim periods thereafter. The Company does not expect that the adoption of this guidance will have an effect on its consolidated financial statements.

In June 2014, the FASB issued ASU No. 2014-12, "Compensation—Stock Compensation (Topic 718), Accounting for Share-Based Payments when the terms of an award provide that a performance target could be achieved after the requisite service period". This ASU requires that a performance target that affects vesting, and that could be achieved after the requisite service period, be treated as a performance condition. As such, the performance target should not be reflected in estimating the grant date fair value of the award. This update further clarifies that compensation cost should be recognized in the period in which it becomes probable that the performance target will be achieved and should represent the compensation cost attributable to the period(s) for which the requisite service has already been rendered. The Company is currently evaluating the impact of adoption on this new guidance on its consolidated financial statements.

In May 2014, the FASB issued ASU No. 2014-09, "Revenue from Contracts with Customers (Topic 606), issued as a new Topic, Accounting Standards Codification". The core principle of this amendment is that an entity should recognize revenue to depict the transfer of promised goods or services to customers in an amount that reflects the consideration to which the entity expects to be entitled in exchange for those goods or services. This new guidance is effective for annual reporting periods beginning after December 15, 2016, including interim periods within that reporting period, with earlier adoption not being permitted. This new guidance can be adopted either retrospectively to each prior reporting period presented or as a cumulative-effect adjustment as of the date of adoption. The Company is currently assessing impact of adoption of this new guidance on its consolidated financial statements.

In July 2013, the FASB issued ASU No. 2013-11, "Income Taxes (Topic 740): Presentation of an Unrecognized Tax Benefit When a Net Operating Loss Carryforward, a Similar Tax Loss, or a Tax Credit Carryforward Exists". This ASU provides guidance for netting of unrecognized tax benefits (UTBs) against a deferred tax asset for a loss or other carryforward that would apply in settlement of the uncertain tax positions. Under this new guidance, UTBs will be netted against all available same-jurisdiction loss or other tax carryforwards that would be utilized, rather than only against carryforwards that are created by the UTBs. This guidance is effective for fiscal years, and interim periods within those years, beginning after December 15, 2013. The Company does not expect that the adoption of this guidance will have an effect on its consolidated financial statements.

In April 2013, the FASB issued ASU No. 2013-07, "Presentation of Financial Statements (Topic 205): Liquidation Basis of Accounting". The amendments require an entity to prepare its financial statements using the liquidation basis of accounting when liquidation is imminent. The amendments require financial statements prepared using the liquidation basis of accounting to present relevant information about an entity's expected resources in liquidation by measuring and presenting assets at the amount of the expected cash proceeds from liquidation. This guidance is effective for entities that determine liquidation is imminent during annual reporting periods beginning after December 15, 2013 and interim reporting periods therein. The Company does not expect that the adoption of this guidance will have an effect on its consolidated financial statements.

In March 2013, the FASB issued ASU No. 2013-05, "Foreign Currency Matters (Topic 830): Parents' Accounting for the Cumulative Translation Adjustment upon Derecognition of Certain Subsidiaries or Groups of Assets within a Foreign Entity or of an Investment in a Foreign Entity". This ASU permits an entity to release cumulative translation adjustments into net income when a reporting entity (parent) ceases to have a controlling financial interest in a subsidiary or group of assets that is a business within a foreign entity. Accordingly, the cumulative translation adjustment should be released into net income only if the

sale or transfer results in the complete or substantially complete liquidation of the foreign entity in which the subsidiary or group of assets had resided, or, if a controlling financial interest is no longer held. The guidance is effective for fiscal years beginning after December 15, 2013, with early adoption being permitted. The Company does not expect that the adoption of this guidance will have an effect on its consolidated financial statements.

In February 2013, the FASB issued ASU No. 2013-04, "Liabilities (Topic 405): Obligations Resulting from Joint and Several Liability Arrangements for which the Total Amount of the Obligation is Fixed at the Reporting Date". The guidance in this update requires an entity to measure obligations resulting from joint and several liability arrangements for which the total amount of the obligation within the scope of this guidance is fixed at the reporting date, as the sum of the following: (a) the amount the reporting entity agreed to pay on the basis of its arrangement among its co-obligors, and (b) any additional amount the reporting entity expects to pay on behalf of its co-obligors. The guidance also requires an entity to disclose the nature and amount of the obligation as well as other information about those obligations. This guidance is effective for fiscal years, and interim periods within those years, beginning after December 15, 2013. The Company does not expect that the adoption of this guidance will have an effect on its consolidated financial statements.

#### ***Recently Adopted Accounting Pronouncements***

In January 2013, the FASB issued ASU No. 2013-01, "Balance Sheet (Topic 210): Clarifying the Scope of Disclosure about Offsetting Assets and Liabilities". The amendments clarify that the scope of Update 2011-11 applies to derivatives accounted for in accordance with Topic 815, Derivatives and Hedging, including bifurcated embedded derivatives, repurchase agreements and reverse repurchase agreements, and securities borrowing and securities lending transactions that are either offset in accordance with Section 210-20-45 or Section 815-10-45 or subject to an enforceable master netting arrangement or similar agreement. This guidance is effective for fiscal years beginning on or after January 1, 2013, and interim periods within those annual periods. The Company did not have an effect on its consolidated financial statements from the adoption.

In July 2012, the FASB issued ASU No. 2012-02, "Intangibles—Goodwill and Other (Topic 350): Testing Indefinite-Lived Intangible Assets for Impairment". Under the amendments, an entity has the option first to assess qualitative factors to determine whether the existence of events and circumstances indicates that it is more likely than not that the indefinite-lived intangible asset is impaired. This guidance is effective for fiscal years beginning after September 15, 2012. Early adoption is permitted. The Company did not have an effect on its consolidated financial statements from the adoption.

In December 2011, the FASB issued the Accounting Standards Update No. 2011-11, "Balance Sheet (Topic 210): Disclosures about Offsetting Assets and Liabilities". The amendments in this Update will enhance disclosures required by U.S. GAAP by requiring improved information about financial instruments and derivative instruments that are either (1) offset in accordance with either Section 210-20-45 or Section 815-10-45 or (2) subject to an enforceable master netting arrangement or similar agreement, irrespective of whether they are offset in accordance with either Section 210-20-45 or Section 815-10-45. Information about offsetting and related arrangements will enable users of an entity's financial statements to understand the effect of those arrangements on an entity's financial position, including the effect or potential effect of rights of setoff associated with certain financial instruments and derivative instruments in the scope of this Update. This guidance is effective for annual reporting periods beginning on or after January 1, 2013, and interim periods within those annual periods. The Company did not have an effect on its consolidated financial statements from the adoption.



### 3. Income taxes

#### *Cayman Islands*

Fabrinet is domiciled in the Cayman Islands. Under the current laws of Cayman Islands, Fabrinet is not subject to tax in the Cayman Islands on income or capital gains. Fabrinet has received this undertaking for a 20-year period ending August 24, 2019, and after the expiration date, Fabrinet can make a request for renewal with the office of the Clerk of the Cabinet for another 20 years.

Income of the Company exempted from corporate income tax in the Cayman Islands amounted to \$73.0 million, \$50.3 million and \$0 in the years ended June 27, 2014, June 28, 2013 and June 29, 2012, respectively.

#### *Thailand*

Fabrinet Co., Ltd. is where the majority of the Company's operations and production takes place. The Company is not subject to tax for the period from July 2010 through June 2015 on income generated from the manufacture of products at Pinehurst Building 5, and from July 2012 through June 2020 on income generated from the manufacture of products at Pinehurst Building 6. Such preferential tax treatment is contingent on, among other things, the export of the Company's customers' products out of Thailand and the Company's agreement not to move Fabrinet Thailand's manufacturing facilities out of its current province in Thailand for at least 15 years. In addition, in December 2011, the Thailand Revenue Department announced a reduction in corporate income tax rates for tax periods beginning on or after January 1, 2012. As a result of the announcement, enacted corporate income tax rates for Fabrinet Thailand was reduced from 30% in fiscal year 2012 to 23% in fiscal year 2013 and to 20% in fiscal year 2014 and fiscal year 2015.

#### *People's Republic of China*

CASIX has been granted a tax privilege to reduce its corporate income tax rate from 25% to 15%. This privilege is retroactive to January 1, 2011 and valid until December 31, 2013, subject to renewal at the end of each three-year period. The Company is in the process of preparing an application to renew this tax privilege and plan to submit it in fiscal year 2015. As a result, the corporate income tax rate for Casix has changed to 25% since January 2014.

The Company's income tax expense consisted of the following:

<i>(amount in thousands)</i>	<b>Years Ended</b>		
	<b>June 27, 2014</b>	<b>June 28, 2013</b>	<b>June 29, 2012</b>
Current	\$ 2,304	\$ 239	\$ 282
Deferred	(865)	2,701	(2,250)
Total income tax expense (benefit)	<u>\$ 1,439</u>	<u>\$ 2,940</u>	<u>\$ (1,968)</u>

## [Table of Contents](#)

The reconciliation between the Company's taxes that would arise by applying the statutory tax rate of the country of the Company's principal operations, Thailand, to the Company's effective tax charge is shown below:

<i>(amount in thousands)</i>	Years Ended		
	June 27, 2014	June 28, 2013	June 29, 2012
Income (loss) before income taxes	\$ 93,170	\$ 71,909	\$ (58,435)
Tax expense (benefit) calculated at a corporate income tax rate of 20% (2013: 23% and 2012: 30%)	18,634	16,539	(17,531)
Effect of income taxes from locations with tax rates different from Thailand	(2)	(457)	(551)
(Income) loss not subject to tax (1)	(15,648)	(12,728)	15,240
(Reversal of) income tax on unremitted earnings	(259)	466	552
Effect of tax rate change	(662)	(303)	1,263
Effect of foreign exchange rate adjustment	(380)	(90)	(993)
Insurance proceeds from equipment claim due to flooding	—	(516)	—
Reversal of reserve fixed assets damaged from flooding	(251)	—	—
Others	7	29	52
Corporate income tax expense (benefit)	<u>\$ 1,439</u>	<u>\$ 2,940</u>	<u>\$ (1,968)</u>

- (1) *Income not subject to tax relates to income earned in the Cayman Islands, income subject to an investment promotion privilege for Building 5 and Building 6. Income (loss) not subject to tax per ordinary share on a diluted basis (in dollars) was \$0.44, \$0.37 and \$(0.44) for the years ended June 27, 2014, June 28, 2013 and June 29, 2012, respectively.*

As of June 27, 2014, there were no tax losses carried forward due to severe flooding in Thailand during October and November, 2011.

The Company's deferred tax assets and deferred tax liabilities at each balance sheet date are as follows:

<i>(amount in thousands)</i>	Years Ended	
	June 27, 2014	June 28, 2013
<b>Deferred tax assets:</b>		
Depreciation	\$ 1,777	\$ 1,684
Severance liability	796	680
Reserve and allowance	1,597	909
Allowance for tax loss carried forward	—	983
Non-deductible flood loss expenses	—	540
Others	—	70
Total	<u>\$ 4,170</u>	<u>\$ 4,866</u>

## [Table of Contents](#)

<i>(amount in thousands)</i>	Years Ended	
	June 27, 2014	June 28, 2013
<b>Deferred tax liabilities:</b>		
Deferred cost of service and expense	\$ (23)	\$ (24)
Insurance proceeds from equipment claim due to flooding	—	(540)
Deferred tax from unremitted earning	(1,838)	(1,941)
Others	(13)	—
Total	<u>(1,874)</u>	<u>(2,505)</u>
Net	<u>\$ 2,296</u>	<u>\$ 2,361</u>

Current deferred income tax assets and liabilities and non-current deferred income tax assets and liabilities are offset when the income taxes relate to the same tax jurisdiction. The following amounts are shown in the consolidated balance sheets:

<i>(amount in thousands)</i>	Years Ended	
	June 27, 2014	June 28, 2013
Deferred income tax assets—current	\$ 1,561	\$ 1,397
Deferred income tax liabilities—current	—	—
Current deferred income tax—net	<u>1,561</u>	<u>1,397</u>
Deferred income tax assets—non current	1,775	2,116
Deferred income tax liabilities—non current	(1,040)	(1,152)
Non-current deferred income tax—net	<u>735</u>	<u>964</u>
Net deferred income tax assets	<u>\$ 2,296</u>	<u>\$ 2,361</u>

Income tax liabilities have not been established for withholding tax and other taxes that would be payable on the unremitted earnings of Fabrinet Thailand. Such amounts of Fabrinet Thailand are permanently reinvested; unremitted earnings for Fabrinet Thailand totaled \$37.2 million and \$25.4 million as of June 27, 2014 and June 28, 2013, respectively. Unrecognized deferred tax liabilities for such unremitted earnings were \$2.6 million and \$2.3 million as of June 27, 2014 and June 28, 2013, respectively.

Deferred tax liabilities of \$1.8 million and \$1.9 million have been established for withholding tax on the unremitted earnings of CASIX, which included in non-current deferred tax liability as of June 27, 2014 and June 28, 2013, respectively.

### **Uncertain income tax positions**

Interest and penalties related to uncertain tax positions are recognized in income tax expense. The Company had approximately \$0.04 million and \$0.7 million of accrued interest and penalties related to uncertain tax positions on the consolidated balance sheets as of June 27, 2014 and June 28, 2013, respectively. The Company recorded (reversed) interest and penalties of (\$0.6 million), (\$0.1 million) and \$0.2 million for the years ended June 27, 2014, June 28, 2013 and June 29, 2012, respectively, in the consolidated statements of operations. With regard to the Thailand jurisdiction, tax years 2009 through 2013 remain open to examination by the local authorities.

## Table of Contents

The following table indicates the changes to the Company's uncertain income tax positions for the years ended June 27, 2014, June 28, 2013 and June 29, 2012 included in other non-current liabilities.

<i>(amount in thousands)</i>	As of	As of	As of
	June 27, 2014	June 28, 2013	June 29, 2012
Beginning balance	\$ 1,167	\$ 1,124	\$ 1,124
Additions during the year	510	358	—
Reductions for tax positions of prior years	(809)	(315)	—
Ending balance	<u>\$ 868</u>	<u>\$ 1,167</u>	<u>\$ 1,124</u>

#### 4. Earnings (loss) per ordinary share

Basic earnings (loss) per ordinary share is computed by dividing reported net income (loss) by the weighted average number of ordinary shares outstanding during each period. Diluted earnings (loss) per ordinary share is computed by dividing reported net income (loss) by the weighted average number of ordinary shares and dilutive ordinary equivalent shares outstanding during each period. Dilutive ordinary equivalent shares consist of share options and restricted share units. The earnings per ordinary share was calculated as follows:

<i>(amount in thousands except per share amounts)</i>	Years Ended		
	June 27, 2014	June 28, 2013	June 29, 2012
Net income (loss) attributable to shareholders	\$91,731	\$ 68,969	\$(56,467)
Weighted average number of ordinary shares outstanding	34,938	34,557	34,382
Incremental shares arising from the assumed exercise of share options and vesting of restricted share units	<u>651</u>	<u>289</u>	<u>— (1)</u>
Weighted average number of ordinary shares for diluted earnings (loss) per ordinary share	<u>35,589</u>	<u>34,846</u>	<u>34,382</u>
Basic earnings (loss) per ordinary share	\$ 2.63	\$ 2.00	\$ (1.64)
Diluted earnings (loss) per ordinary share	\$ 2.58	\$ 1.98	\$ (1.64)
Outstanding share options excluded in the computation of diluted earnings per ordinary share (in shares) (2)	44,369	1,129,933	—

- (1) 200,055 ordinary shares were excluded from the determination of the loss per ordinary share for the year ended June 29, 2012 as they were considered antidilutive.
- (2) These share options were not included in the computation of diluted earnings per ordinary share for fiscal year 2014 and fiscal year 2013, respectively, because the exercise price of the options was greater than the average market price of the underlying shares.

## Table of Contents

### 5. Fair Value

The following table provides details of the financial instruments measured at fair value on a recurring basis:

<i>(amount in thousands)</i>	Fair Value Measurements at Reporting Date Using			
	Level 1	Level 2	Level 3	Total
As of June 27, 2014				
Assets				
Cash equivalents	\$ —	\$19,194	\$ —	\$19,194
Derivative assets	—	135	—	135
Total	\$ —	\$19,329	\$ —	\$19,329
Liabilities				
Derivative liabilities	\$ —	\$ 1	\$ —	\$ 1
Total	\$ —	\$ 1	\$ —	\$ 1

<i>(amount in thousands)</i>	Fair Value Measurements at Reporting Date Using			
	Level 1	Level 2	Level 3	Total
As of June 28, 2013				
Assets				
Cash equivalents	\$ —	\$88,011	\$ —	\$88,011
Total	\$ —	\$88,011	\$ —	\$88,011
Liabilities				
Derivative liabilities	\$ —	\$ 766	\$ —	\$ 766
Total	\$ —	\$ 766	\$ —	\$ 766

The Company uses foreign currency exchange contracts to manage the foreign exchange risk associated with certain foreign currency-denominated assets and liabilities. As a result of foreign currency fluctuations, the U.S. dollar equivalent values of its foreign currency-denominated assets and liabilities change. The Company has not designated such foreign currency exchange contracts as hedging instruments under the accounting standard for derivatives and hedging. The forward exchange contracts and option contracts outstanding as of June 27, 2014 and June 28, 2013 had a maturity in one to six months duration. The Company minimizes the credit risk in derivative instruments by limiting its exposure to any single counterparty and by entering into derivative instruments only with counterparties that meet the Company's minimum credit quality standard.

The derivative assets and liabilities are classified in other current assets and accrued expenses, respectively, on the consolidated balance sheets. The change in the fair value of the derivatives is recorded in foreign exchange (loss) gain on the consolidated statement of operations.

### 6. Cash and cash equivalents

The following table provides details for the cash and cash equivalents:

<i>(amount in thousands)</i>	As of June 27, 2014	As of June 28, 2013
Cash at banks and on hand	\$ 214,283	\$ 61,705
Cash equivalents	19,194	88,011
Total cash and cash equivalents	\$ 233,477	\$ 149,716

## Table of Contents

The cash equivalents includes short-term bank deposits and investment in money market funds. The weighted average effective interest rate on short term bank deposits was 1.01% and 0.87% per annum for the years ended June 27, 2014 and June 28, 2013, respectively.

As of June 27, 2014, 70.9% of our cash and cash equivalents were held by Parent Company.

### 7. Allowance for doubtful accounts

The activities and balances for allowance for doubtful accounts were as follows:

<i>(amount in thousands)</i>	Years Ended		
	June 27, 2014	June 28, 2013	June 29, 2012
Balance, beginning of period	\$ 109	\$ 203	\$ 79
(Credited to Income)/Charged to Expense	(72)	(94)	124
Balance, end of period	<u>\$ 37</u>	<u>\$ 109</u>	<u>\$ 203</u>

### 8. Inventory

<i>(amount in thousands)</i>	As of June 27, 2014	As of June 28, 2013
Raw materials	\$ 40,885	\$34,572
Work in progress	56,376	43,806
Finished goods	22,970	7,342
Goods in transit	6,899	5,359
	<u>127,130</u>	<u>91,079</u>
Less: Inventory obsolescence	(2,560)	(2,117)
Inventory, net	<u>\$ 124,570</u>	<u>\$88,962</u>

### 9. Property, plant and equipment, net

The components of property, plant and equipment, net were as follows:

<i>(amount in thousands)</i>	Land	Building and Building Improvement	Manufacturing Equipment	Office Equipment	Motor Vehicles	Computers	Construction and Machinery Under Installation	Total
As of June 27, 2014								
Cost	\$14,353	\$ 73,353	\$ 60,354	\$ 5,376	\$ 615	\$ 12,044	\$ 1,369	\$167,464
Less: Accumulated depreciation	—	(17,580)	(39,100)	(3,266)	(608)	(9,666)	—	(70,220)
Net book value	<u>\$14,353</u>	<u>\$ 55,773</u>	<u>\$ 21,254</u>	<u>\$ 2,110</u>	<u>\$ 7</u>	<u>\$ 2,378</u>	<u>\$ 1,369</u>	<u>\$ 97,244</u>
As of June 28, 2013								
Cost	\$14,353	\$ 74,450	\$ 59,392	\$ 5,666	\$ 638	\$ 12,070	\$ 3,864	\$170,433
Less: Accumulated depreciation	—	(15,090)	(42,344)	(3,342)	(628)	(9,307)	—	(70,711)
Less: Impairment reserve	—	(1,076)	(1,091)	(44)	—	(301)	(4)	(2,516)
Net book value	<u>\$14,353</u>	<u>\$ 58,284</u>	<u>\$ 15,957</u>	<u>\$ 2,280</u>	<u>\$ 10</u>	<u>\$ 2,462</u>	<u>\$ 3,860</u>	<u>\$ 97,206</u>

## [Table of Contents](#)

Depreciation expense amounted to \$10.6 million, \$10.0 million and \$9.3 million for the years ended June 27, 2014, June 28, 2013 and June 29, 2012, respectively and have been allocated between cost of revenues and selling, general and administrative expenses in the consolidated statements of operations. During fiscal year 2014, we wrote-off all assets damaged from flood and reversed all asset impairment reserve due to we fully settled with insurance companies for our damaged assets claim.

The cost of fully depreciated property, plant and equipment written-off during the years ended June 27, 2014, June 28, 2013 and June 29, 2012 amounted to \$2.6 million, \$0.3 million and \$4.2 million, respectively.

There was no interest expense capitalized in construction in progress during the years ended June 27, 2014 and June 28, 2013, respectively. Interest expense relating to a long-term loan from bank for the development of Pinehurst Building 6, of \$0.5 million was capitalized in construction in progress during the year ended June 29, 2012.

### 10. Intangibles

The following tables present details of the Company's intangibles:

<i>(amount in thousands)</i>	<u>Gross Carrying Amount</u>	<u>Accumulated Amortization</u>	<u>Net</u>
As of June 27, 2014			
Software	\$ 3,458	\$ (3,386)	\$72
Total intangibles	<u>\$ 3,458</u>	<u>\$ (3,386)</u>	<u>\$72</u>

<i>(amount in thousands)</i>	<u>Gross Carrying Amount</u>	<u>Accumulated Amortization</u>	<u>Net</u>
As of June 28, 2013			
Software	\$ 3,458	\$ (3,294)	\$164
Total intangibles	<u>\$ 3,458</u>	<u>\$ (3,294)</u>	<u>\$164</u>

The Company recorded amortization expense relating to intangibles of \$0.1 million, \$0.2 million and \$0.4 million for the years ended June 27, 2014, June 28, 2013 and June 29, 2012, respectively.

Based on the carrying amount of intangibles as of June 27, 2014, and assuming no future impairment of the underlying assets, the estimated future amortization at the end of each fiscal year in June is as follows:

<i>(amount in thousand)</i>	
2015	\$65
2016	5
2017	1
2018	1
Total	<u>\$72</u>

## [Table of Contents](#)

### 11. Borrowings

Bank borrowings and long-term debt was comprised of the following:

(amount in thousands)

Bank borrowing	Rate (1)	Conditions	Term	As of June 27, 2014	As of June 28, 2013
No. 1	LIBOR + 2.8% per annum	Repayable in quarterly installments within 6 years	June 2012 – March 2017	\$ 16,500	\$ 22,500
No. 2 (2)	SIBOR + 1.5% per annum	Repayable in quarterly installments within 8 years	May 2009 –February 2015	—	6,411
Total				16,500	28,911
Less: Current portion				(6,000)	(9,668)
Non-current portion				\$ 10,500	\$ 19,243

(1) LIBOR is London Interbank Offered Rate and SIBOR is Singapore Interbank Offered Rate

(2) On April 28, 2014, the Company extinguished the long-term loan by making a payment of \$3.7 million which included principal, interest expense and early repayment fee. Unamortized costs of this debt were recorded to consolidated statement of operation during the year.

On April 25, 2014, a subsidiary entered into an amendment to the bank borrowing No.1 agreement. Under the amendment of the contract, the long-term loan is secured by certain property, plant and equipment. The carrying amount of assets secured and pledged as collateral as of June 27, 2014 and June 28, 2013 was \$52.3 and \$21.8 million, respectively. This subsidiary is also required to comply with the maximum ratios of debt to equity and minimum levels of debt service coverage ratios and Fabrinet must maintain effective shareholding ratio. The carrying amounts of bank borrowings approximate their fair value.

As of June 27, 2014 and June 28, 2013, the Company was in compliance with its long-term bank borrowing agreements. In addition to financial ratios, certain of the Company's packing credits and long-term loans include customary events of default.

The movement of long-term loans for the years ended June 27, 2014 and June 28, 2013 were as follow;

(amount in thousands)	June 27, 2014	June 28, 2013
Opening net book amount	\$ 28,911	\$38,579
Repayment during the year	(12,411)	(9,668)
Closing net book amount	\$ 16,500	\$28,911

As of June 27, 2014, future maturities of long-term debt were as follows at the end of each fiscal year below:

(amount in thousands)	
2015	\$ 6,000
2016	6,000
2017	4,500
Total	\$16,500



**Credit facilities:**

Fabrinet had entered into a syndicated senior credit facility agreement (the "Facility Agreement") with a consortium of banks on May 22, 2014. The Facility Agreement, led by Bank of America, provides for a \$200.0 million credit line, comprised of a \$150.0 million revolving loan facility and a \$50.0 million delayed draw term loan facility. The revolving loan facility contains an accordion feature permitting Fabrinet to request an increase in the facility up to \$100.0 million subject to customary terms and conditions and provided that no default or event of default exists at the time of request. The revolving loan facility terminates and all amounts outstanding are due and payable in full on May 22, 2019. The principal amount of any drawn term loans must be repaid according to the scheduled quarterly amortization payments, with final payment of all amounts outstanding, plus accrued interest, being due May 22, 2019. As of June 27, 2014, no amounts were outstanding under the Facility Agreement.

Loans under the Facility Agreement bear interest, at Fabrinet's option, at a rate per annum equal to a LIBOR rate plus a spread of 1.75% to 2.50%, or a base rate, determined in accordance with the Facility Agreement, plus a spread of 0.75% to 1.50%, in each case with such spread determined based on Fabrinet's consolidated total leverage ratio for the preceding four fiscal quarter period. Interest is due and payable quarterly in arrears for loans bearing interest at the base rate and at the end of an interest period (or at each three month interval in the case of loans with interest periods greater than three months) in the case of loans bearing interest at the LIBOR rate. The applicable spreads and commitment fees will increase in the event that Fabrinet's Thailand subsidiary is unable to guarantee the obligations under the Facility Agreement within 180 days after the closing date.

Fabrinet's obligations under the Facility Agreement are guaranteed by certain of its existing and future direct material subsidiaries. In addition, the Facility Agreement is secured by Fabrinet's present and future accounts receivable, deposit accounts and cash, and a pledge of the capital stock of certain of Fabrinet's direct subsidiaries. Fabrinet must maintain at least \$40.0 million of cash, cash equivalents and marketable securities at financial institutions located in the United States. Further, Fabrinet is required to maintain any of its deposits accounts or securities accounts with balances in excess of \$10.0 million in a jurisdiction where a control agreement, or the equivalent under the local law, can be effected. The Facility Agreement contains customary affirmative and negative covenants. Negative covenants include, among other things, limitations on liens, indebtedness, investments, mergers, sales of assets, changes in the nature of the business, dividends and distributions, affiliate transactions and capital expenditures. The Facility Agreement contains financial covenants requiring Fabrinet to maintain: (i) a minimum tangible net worth of not less than \$200.0 million plus 50% of quarterly net income, exclusive of quarterly losses; (ii) a minimum debt service coverage ratio of not less than 1.50:1.00; (iii) a maximum senior leverage ratio of not more than 2.50:1.00; and (iv) a minimum quick ratio of not less than 1.10:1.00. Each of these financial covenants is calculated on a consolidated basis for the consecutive four fiscal quarter period then ended.

The Facility Agreement also contains customary events of default including, among other things, payment defaults, breaches of covenants or representations and warranties, cross-defaults with certain other indebtedness, bankruptcy and insolvency events and change in control of Fabrinet, subject to grace periods in certain instances. Upon an event of default, the lenders may terminate their commitments, declare all or a portion of the outstanding obligations payable by Fabrinet to be immediately due and payable and exercise other rights and remedies provided for under the Facility Agreement. The undrawn credit facility of \$200.0 million is available on July 15, 2014 after the effective closing date.

Fabrinet intends to use the proceeds of the credit line to finance a future manufacturing building in Thailand, and for general corporate purposes including mergers and acquisitions of complementary manufacturing businesses or technology, although Fabrinet has no current commitments with respect to any such acquisitions.

## [Table of Contents](#)

Undrawn available credit facilities as of June 27, 2014 and June 28, 2013 totaled:

	As of June 27, 2014	As of June 28, 2013
Bank borrowings:		
Short-term loans	\$1,539	\$5,461

## 12. Severance liabilities

The following table provides the information of the severance liabilities:

<i>(amount in thousands)</i>	As of June 27, 2014	As of June 28, 2013
Balance, beginning of the fiscal year	\$4,382	\$4,420
Charged to consolidated statements of operations	71	(38)
Balance, end of the fiscal year	<u>\$4,453</u>	<u>\$4,382</u>

The amount recognized in the consolidated balance sheets under non-current liabilities was determined as follows:

<i>(amount in thousands)</i>	As of June 27, 2014	As of June 28, 2013
Present value of defined benefit obligation	\$4,453	\$4,382
Total	<u>\$4,453</u>	<u>\$4,382</u>

The amount recognized in the consolidated statements of operations was as follows:

<i>(amount in thousands)</i>	Years Ended		
	June 27, 2014	June 28, 2013	June 29, 2012
Current service cost	\$ 368	\$ 722	\$ 474
Interest cost	207	211	198
Benefit paid	(223)	(4)	(81)
Actuarial gain on obligation	(281)	(967)	(649)
Total	<u>\$ 71</u>	<u>\$ (38)</u>	<u>\$ (58)</u>

The principal actuarial assumptions used were as follows:

	Years Ended		
	June 27, 2014	June 28, 2013	June 29, 2012
Discount rate	4.9%	5.1%	4.8%
Future salary increases	4.2%	4.4%	4.4%

### 13. Share-based compensation

#### Share-based compensation

In determining the grant date fair value of equity awards, the Company is required to make estimates of the fair value of Fabrinet's ordinary shares, expected dividends to be issued, expected volatility of Fabrinet's ordinary shares, expected forfeitures of the awards, risk free interest rates for the expected term of the awards, expected terms of the awards, and the vesting period of the respective awards. Forfeitures are estimated at the time of grant and revised if necessary in subsequent periods if actual forfeitures differ from those estimates.

The effect of recording share-based compensation expense for the years ended June 27, 2014, June 28, 2013 and June 29, 2012 was as follows:

(amount in thousands)	Years Ended		
	June 27, 2014	June 28, 2013	June 29, 2012
Share-based compensation expense by type of award:			
Share options	\$ 802	\$ 1,864	\$ 3,443
Restricted share units	4,745	3,236	1,206
Total share-based compensation expense	5,547	5,100	4,649
Tax effect on share-based compensation expense	—	—	—
Net effect on share-based compensation expense	<u>\$5,547</u>	<u>\$5,100</u>	<u>\$4,649</u>

Share-based compensation expense was recorded in the consolidated statements of operations as follows:

(amount in thousands)	Years Ended		
	June 27, 2014	June 28, 2013	June 29, 2012
Cost of revenue	\$ 1,182	\$ 1,105	\$ 1,546
Selling, general and administrative expense	4,365	3,995	3,103
Total share-based compensation expense	<u>\$5,547</u>	<u>\$5,100</u>	<u>\$4,649</u>

The Company did not capitalize any share-based compensation expense as part of any asset costs during the years ended June 27, 2014, June 28, 2013 and June 29, 2012.

#### Share-based award activity

Share options have been granted to directors and employees. As of June 27, 2014, there were 13,815 share options outstanding under the Amended and Restated 1999 Share Option Plan (the "1999 Plan"). Additional option grants may not be made under the 1999 Plan.

In March 2010, Fabrinet's shareholders adopted the 2010 Performance Incentive Plan (the "2010 Plan"). On December 20, 2010 and December 20, 2012, the 2010 Plan was amended to increase the number of shares reserved for issuance. As of June 27, 2014, there were an aggregate of 852,075 share options outstanding, 762,295 restricted share units outstanding and 3,528,778 ordinary shares available for future grant under the 2010 Plan. The 1999 Plan and 2010 Plan are collectively referred to as the "Share Option Plans".

#### Share options

Fabrinet's board of directors has the authority to determine the type of option and the number of shares subject to an option. Options generally vest and become exercisable over four years and expire, if not exercised, within 7 years of the grant date. In the case of a grantee's first grant, 25 percent of the underlying shares subject to an option vest 12 months after the vesting commencement date and 1/48 of the underlying shares vest monthly over each of the subsequent 36 months. In the case of any additional grants to a grantee,

## Table of Contents

1/48 of the underlying shares subject to an option vest monthly over four years, commencing one month after the vesting commencement date. The following table summarizes share options activity:

	<u>Number of Shares</u>	<u>Number of Exercisable Options</u>	<u>Weighted- Average Exercise Price</u>	<u>Weighted- Average Grant Date Fair Value</u>
Balance as of June 24, 2011	1,349,126		\$ 13.28	
Granted	590,537		\$ 14.82	\$ 14.82
Exercised	(237,350)		\$ 4.22	
Forfeited	(218,296)		\$ 16.18	
Expired	(13,727)		\$ 18.38	
Balance as of June 29, 2012	1,470,290	532,646	\$ 14.88	
Granted	—		—	—
Exercised	(94,188)		\$ 5.96	
Forfeited	(44,443)		\$ 17.33	
Expired	(54,348)		\$ 16.97	
Balance as of June 28, 2013	1,277,311	750,949	\$ 15.37	
Granted	—		—	—
Exercised	(351,435)		\$ 13.00	
Forfeited	(26,276)		\$ 15.54	
Expired	(33,710)		\$ 16.93	
Balance as of June 27, 2014	<u>865,890</u>	666,305	\$ 16.27	

The fair value of each grant of stock options was determined by the Company using the methods and assumptions discussed below. Each of these inputs is subjective and generally requires significant judgment and management estimate to determine.

The total fair value of shares vested during the years ended June 27, 2014, June 28, 2013, and June 29, 2012 was \$2.0 million, \$2.4 million, and \$2.4 million, respectively. The total intrinsic value of options exercised during the years ended June 27, 2014, June 28, 2013, and June 29, 2012 was \$2.2 million, \$0.8 million, and \$3.3 million, respectively. In conjunction with these exercises, there was no tax benefit realized by the Company due to the fact that it is exempted from income tax. The amount of cash received from the exercise of share options was \$4.6 million during the year ended June 27, 2014.

*Valuation Method*—The Company estimated the fair value of Fabrinet’s ordinary shares to be used in the Black-Scholes-Merton (“BSM”) option-pricing formula by taking into consideration a number of assumptions.

*Expected Dividend*—The Company used zero as an annualized dividend yield since it did not anticipate paying any cash dividends in the near future.

*Expected Volatility*—As the Company did not have a sufficient trading history to use the volatility of Fabrinet’s ordinary shares, management based its expected volatility on a comparable industry index as a reasonable measure of expected volatility.

*Risk-Free Interest Rate*—The Company based the risk-free interest rate on the implied yield currently available on U.S. Treasury zero-coupon issues with a remaining term equivalent to the expected term of the option.

*Expected Term*—Expected terms used in the BSM option-pricing formula represent the periods that Fabrinet’s share options are expected to be outstanding and are determined based on the Company’s historical experience of similar awards, giving consideration to the contractual terms of the share options, vesting schedules and expectations of future employee behavior.

## Table of Contents

*Vesting Period*—Fabrinet’s share options generally vest and become exercisable over a four-year period, and expire seven years from the date of grant. For an initial grant, 25 percent of the underlying shares subject to an option vest 12 months after the vesting commencement date and 1/48 of the underlying shares vest monthly over each of the subsequent 36 months. In the case of any additional grants to an optionee, 1/48 of the underlying shares subject to an option vest monthly over four years, commencing one month after the vesting commencement date.

*Fair Value*—The fair value of Fabrinet’s share options granted to employees for the years ended June 27, 2014, June 28, 2013 and June 29, 2012 was estimated using the following weighted-average assumptions:

	Years Ended		
	June 27, 2014	June 28, 2013	June 29, 2012
Dividend yield	—	—	—
Expected volatility	—	—	61.3%
Risk-free rate of return (percent)	—	—	0.90%
Expected term (in years)	—	—	4.36

The following summarizes information for share options outstanding as of June 27, 2014 under the share options plan:

	Number of Shares Underlying Options	Exercise Price Per Share	Weighted Average Remaining Contractual Life (years)	Aggregate Intrinsic Value
	525	4.25	0.17	
	500	4.75	0.42	
	2,100	5.00	0.63	
	1,400	5.25	0.86	
	9,290	5.75	2.22	
	8,368	13.77	3.16	
	444,878	16.83	3.30	
	30,000	15.05	3.36	
	26,844	25.50	3.55	
	7,400	26.16	3.61	
	10,125	23.62	3.85	
	97,968	15.16	4.14	
	193,521	14.12	4.37	
	25,160	19.36	4.62	
	5,550	18.60	4.68	
	2,261	12.83	4.87	
Options outstanding	<u>865,890</u>		<u>3.68</u>	<u>3,924</u>
Options exercisable	<u>666,305</u>		<u>3.57</u>	<u>2,922</u>

As of June 27, 2014, there was \$0.2 million of unrecognized compensation cost related to share options under the Share Option Plans that is expected to be recognized over a weighted-average period of 1.14 years.

### *Restricted share units*

Restricted share units are one type of share-based award that may be granted under the 2010 Plan. Restricted share units granted to non-employee directors generally cliff vest 100% on the first of January, approximately one year from the grant date, provided the director continues to serve through such date. Restricted share units granted to employees generally vest in four equal installments over four years on each anniversary of the vesting commencement date.

## [Table of Contents](#)

The following table summarizes restricted share unit activity:

	Number of Shares	Weighted- Average Grant Date Fair Value Per Share	Weighted- Average Grant Date Fair Value
Balance as of June 24, 2011	25,900	\$ 21.62	
Granted	211,266	\$ 14.37	\$ 14.37
Issued	(25,900)	\$ 21.62	
Forfeited	(42,991)	\$ 14.07	
Balance as of June 29, 2012	168,275	\$ 14.44	
Granted	468,387	\$ 12.42	\$ 12.42
Issued	(71,880)	\$ 14.10	
Forfeited	(19,114)	\$ 12.78	
Balance as of June 28, 2013	545,668	\$ 12.81	
Granted	479,894	\$ 15.37	\$ 15.37
Issued	(184,773)	\$ 12.98	
Forfeited	(78,494)	\$ 14.25	
Balance as of June 27, 2014	762,295	\$ 14.23	

The total fair value of restricted share units vested during the year ended June 27, 2014, June 28, 2013 and June 29, 2012 was \$2.4 million, \$1.0 million and \$0.6 million, respectively. The aggregate intrinsic value of restricted share units outstanding as of June 27, 2014 was \$15.7 million.

As of June 27, 2014, there was \$4.5 million of unrecognized share-based compensation expense related to restricted share units under the 2010 Plan that is expected to be recorded over a weighted-average period of 2.76 years.

For year ended June 27, 2014 and June 28, 2013, the Company withheld an aggregate of 18,403 shares and 1,930 shares, respectively, upon the vesting of restricted share units, based upon the closing share price on the vesting date to settle the employees' minimum statutory obligation for the applicable income and other employment taxes. For fiscal year 2014 and 2013, the Company then remitted cash of \$0.3 million and \$0.02 million, respectively, to the appropriate taxing authorities, and presented it in a financing activity within the consolidated statements of cash flows. The payment had the effect on shares issued by the Company as it reduced the number of shares that would have been issued on the vesting date and was recorded as a reduction of additional paid-in capital.

## 14. Employee benefit plans

### *Employee contribution plan*

The Company operates a defined contribution plan, known as a provident fund, in its Thailand subsidiary. The assets of this plan are in a separate trustee-administered fund. The provident fund is funded by matching payments from employees and by the subsidiary on a monthly basis. Current contributions to the provident fund are accrued and paid to the fund manager on a monthly basis. The Company's contributions to the provident fund amounted to \$2.1 million, \$2.2 million and \$2.3 million in the years ended June 27, 2014, June 28, 2013 and June 29, 2012, respectively.

The Company sponsors the Fabrinet U.S. 401(k) Retirement Plan (the "401(k) Plan"), a Defined Contribution Plan under ERISA, at its Fabrinet USA, Inc. and FBN New Jersey Manufacturing, Inc. subsidiaries, which provides retirement benefits for its eligible employees through tax deferred salary deductions. The 401(k) Plan allows employees to contribute up to 80% of their annual compensation, subject to annual contributions limits established by the Internal Revenue Service. The Company provides for a 100% match of employees' contributions to the 401(k) Plan up to the first 6% of annual compensation.

All matching contributions are made in cash and vest immediately. The Company's matching contributions to the 401(k) Plan were \$0.2 million, \$0.2 million and \$0.2 million in the years ended June 27, 2014, June 28, 2013 and June 29, 2012, respectively.

***Executive incentive plan and employee performance bonuses***

For the year ended June 27, 2014, the Company maintained an executive incentive plan with quantitative objective, based on an achieving certain revenue and gross margin percentage target as well as qualitative objective, based on achieving individual performance goals for the fiscal year. For the year ended June 28, 2013, the Company maintained an executive incentive plan with quantitative objectives, based on achieving certain revenue and earnings per share milestones for the fiscal years. The Company did not maintain an executive incentive plan during the year ended June 29, 2012. During the years ended June 27, 2014, June 28, 2013 and June 29, 2012, discretionary merit-based bonus awards were also available to Fabrinet's non-executive employees.

Bonus distributions to employees were \$5.1 million, \$3.7 million and \$1.7 million for the years ended June 27, 2014, June 28, 2013 and June 29, 2012, respectively.

**15. Shareholders' equity**

Fabrinet's authorized share capital is 500,000,000 ordinary shares, par value of \$0.01 per ordinary share, and 5,000,000 preferred shares, par value of \$0.01 per preferred share.

In the year ended June 27, 2014, Fabrinet issued 351,435 ordinary shares upon the exercise of options, for cash consideration at a weighted average exercise price of \$13.00 per share, and 166,370 ordinary shares upon the vesting of restricted share units, net of shares withheld.

In the year ended June 28, 2013, Fabrinet issued 94,188 ordinary shares upon the exercise of options, for cash consideration at a weighted average exercise price of \$5.96 per share, and 69,950 ordinary shares upon the vesting of restricted share units, net of shares withheld.

In the year ended June 29, 2012, Fabrinet issued 237,350 ordinary shares upon the exercise of options, for cash consideration at a weighted average exercise price of \$4.22 per share, and 25,900 ordinary shares upon the vesting of restricted share units.

All such issued shares are fully paid.

**16. Commitments and contingencies**

***Bank guarantees***

As of June 27, 2014 and June 28, 2013, there were outstanding bank guarantees given by banks on behalf of Fabrinet Thailand for electricity usage and other normal business amounting to \$0.3 million and \$0.3 million, respectively.

***Operating lease commitments***

The Company leases a portion of its capital equipment and certain land and buildings for its facilities in China and New Jersey under operating lease arrangements that expire in various years through 2020. Rental expense under these operating leases amounted to \$0.8 million, \$0.8 million and \$1.8 million for the years ended June 27, 2014, June 28, 2013 and June 29, 2012, respectively.

## [Table of Contents](#)

As of June 27, 2014, the future minimum lease payments due under non-cancelable leases are as follows at the end of each fiscal year below:

<i>(amount in thousands)</i>	
2015	\$ 988
2016	942
2017	928
2018	928
2019	441
Thereafter	279
Total minimum operating lease payments	<u>\$4,506</u>

### ***Purchase obligations***

Purchase obligations represent legally-binding commitments to purchase inventory and other commitments made in the normal course of business to meet operational requirements. Although open purchase orders are considered enforceable and legally binding, their terms generally give the Company the option to cancel, reschedule and/or adjust its requirements based on its business needs prior to the delivery of goods or performance of services. Obligations to purchase inventory and other commitments are generally expected to be fulfilled within one year.

As of June 27, 2014, there were no outstanding capital expenditure commitments.

### ***Indemnification of directors and officers***

Cayman Islands law does not limit the extent to which a company's memorandum and articles of association may provide for indemnification of directors and officers, except to the extent any such provision may be held by the Cayman Islands courts to be contrary to public policy, such as to provide indemnification against civil fraud or the consequences of committing a crime. Fabrinet's amended and restated memorandum and articles of association provide for indemnification of directors and officers for actions, costs, charges, losses, damages and expenses incurred in their capacities as such, except that such indemnification does not extend to any matter in respect of any fraud or dishonesty that may attach to any of them.

In accordance with Fabrinet's form of indemnification agreement for its directors and officers, Fabrinet has agreed to indemnify its directors and officers against certain liabilities and expenses incurred by such persons in connection with claims by reason of their being such a director or officer. Fabrinet maintains a director and officer liability insurance policy that may enable it to recover a portion of any future amounts paid under the indemnification agreements.

### ***Contingent liability***

In the first week of October 2013, the Company authorized a customer to return a number of units of its product manufactured at the Company's Pinehurst facility, due to functional failure. After investigation, the Company found that the affected products were produced during the first quarter of fiscal year 2014. On March 28, 2014, the Company entered into a settlement agreement with the customer for the losses as a result of the product failure. The settled amount was \$0.5 million and recorded in the consolidated statement of operations for the year ended June 27, 2014.

## **17. Business segments and geographic information**

Operating segments are defined as components of an enterprise for which separate financial information is available that is evaluated regularly by the chief operating decision maker in deciding how to allocate



## Table of Contents

resources and in assessing performance. The Company's chief operating decision maker is Fabrinet's chief executive officer. As of June 27, 2014, June 28, 2013 and June 29, 2012, the Company operated and internally managed a single operating segment. Accordingly, the Company does not accumulate discrete information with respect to separate product lines and does not have separate reportable segments.

Total revenues are attributed to a particular geographic area based on the bill-to location of the customer.

The Company operates primarily in three geographic regions: North America, Asia-Pacific and Europe. The following table presents total revenues by geographic regions:

<i>(amount in thousands)</i>	Years Ended		
	June 27, 2014	June 28, 2013	June 29, 2012
North America	\$326,647	\$299,510	\$272,659
Asia-Pacific	230,314	218,393	189,455
Europe	120,893	123,639	102,618
Total	<u>\$677,854</u>	<u>\$641,542</u>	<u>\$564,732</u>

As of June 27, 2014 and June 28, 2013, the Company had approximately \$0.3 million and \$0.4 million of long-lived assets based in North America, with the substantial remainder of assets based in Asia-Pacific.

### Significant customers

Total revenues, by percentage, from individual customers representing 10% or more of total revenues in the respective periods were as follows:

	Years Ended		
	June 27, 2014	June 28, 2013	June 29, 2012
JDS Uniphase Corporation	24%	22%	25%
Oclaro, Inc. (1)	22%	25%	12%
Finisar Corporation	* (2)	* (2)	10%

Accounts receivable from individual customers that were equal to or greater than 10% of accounts receivable as of June 27, 2014, June 28, 2013, and June 29, 2012, respectively, were as follows:

	Years Ended		
	June 27, 2014	June 28, 2013	June 29, 2012
JDS Uniphase Corporation	23%	17%	17%
Oclaro, Inc. (1)	14%	31%	30%
Valeo	10%	* (2)	* (2)
EMCORE Corporation	* (2)	* (2)	12%

(1) Includes revenue of Opnext, Inc., which was acquired by Oclaro, Inc. in July 2012.

(2) Less than 10% of total revenue / total accounts receivable.

## 18. Financial instruments

### Objectives and significant terms and conditions

The principal financial risks faced by the Company are foreign currency risk and interest rate risk. The Company borrows at floating rates of interest to finance its operations. A minority of sales and purchases and a majority of labor and overhead costs are entered into in foreign currencies. In order to manage the risks arising from fluctuations in currency exchange rates, the Company uses derivative financial instruments. Trading for speculative purposes is prohibited under Company policies.

## [Table of Contents](#)

The Company enters into short-term forward foreign currency contracts and option contracts to help manage currency exposures associated with certain assets and liabilities. The forward exchange contracts and option contracts have generally ranged from one to six months in original maturity, and no forward exchange contract or option contract has an original maturity greater than one year. All foreign currency exchange contracts and option contracts are recognized on the consolidated balance sheets at fair value. As the Company does not apply hedge accounting to these instruments, the derivatives are recorded at fair value through earnings.

The gains and losses on the Company's derivative financial instruments generally offset losses and gains on the assets, liabilities and transactions economically hedged, and accordingly, generally do not subject the Company to risk of significant accounting losses.

### **Foreign currency risk**

The Company operates internationally and is exposed to foreign exchange risk arising from various currency exposures primarily with respect to the Thai baht and the Chinese renminbi (RMB).

As of June 27, 2014 and June 28, 2013, the Company had outstanding foreign currency assets and liabilities as follows:

<i>(amount in thousands, except percentages)</i>	<b>As of June 27, 2014</b>		<b>As of June 28, 2013</b>	
	<u>Currency</u>	<u>\$</u>	<u>Currency</u>	<u>\$</u>
<b>Assets</b>				
Thai baht	1,536,887	\$47,318	567,561	\$18,232
RMB	74,813	12,156	105,680	17,104
Total		<u>\$59,474</u>		<u>\$35,336</u>
<b>Liabilities</b>				
Thai baht	735,490	\$22,644	585,364	\$18,804
RMB	32,512	5,283	15,308	2,478
Total		<u>\$27,927</u>		<u>\$21,282</u>

The Thai baht assets represent cash and cash equivalents, accounts receivable, deposits and other current assets. The Thai baht liabilities represent trade accounts payable, accrued expenses and other payables. The Company manages its exposure to fluctuations in foreign exchange rates by the use of foreign currency contracts and offsetting assets and liabilities denominated in the same currency in accordance with management's policy. As of June 27, 2014, there was \$15.0 million in option contracts outstanding on the Thai baht payables and as of June 28, 2013, there were \$23.0 million in selling forward contracts and \$5.0 million in option contracts outstanding on the Thai baht payables.

The RMB assets represent cash and cash equivalents, accounts receivable and other current assets. The RMB liabilities represent trade accounts payable, accrued expenses and other payables. As of June 27, 2014 and June 28, 2013, there were no selling RMB to U.S. dollar forward contracts outstanding.

As of June 27, 2014 and June 28, 2013, unrealized gain from fair market value of derivatives amounted to \$0.1 million and unrealized loss from fair market value of derivatives amounted to \$0.8 million, respectively.

### **Interest Rate Risk**

The Company's principal interest bearing assets are time deposits and short-term investments less than three months held with high quality financial institutions. The Company's principal interest bearing liabilities are bank loans which bear interest at floating rates.

**19. Income (expense) related to flooding**

The Company suspended production at all of its manufacturing facilities in Thailand from October 17, 2011 through November 14, 2011 due to severe flooding in Thailand. The Company never resumed, and has permanently ceased, production at its Chokchai facility. The Company submitted claims for losses to its insurance companies, all of which have been settled as of fiscal year 2014. During the fiscal year 2014, the Company recognized \$45.2 million as income related to flooding towards full and final settlement of the Company's owned and consigned equipment and inventory claims. This income was offset by the recognition of \$0.5 million of other expenses in connection with write-offs of advance payments to a customer due to flood losses.

In fiscal year 2013, the Company received from our insurers an interim payment of \$16.2 million against our claim for owned inventory losses and owned equipment losses, a payment of \$13.1 million as full and final settlement of our claim for business interruption losses, and a payment of \$0.1 million as full and final settlement of our claim for damage to our buildings at Pinehurst. This income was offset by the recognition of \$2.3 million of additional expenses in connection with liabilities to third parties due to flood losses.

During fiscal year 2014, the Company made a cash payment of \$5.2 million and transferred equipment, with an aggregate value of \$2.3 million, to a customer towards full and final settlement for any and all flood-related losses in accordance with the settlement agreement entered into during fiscal year 2013 with such customer. In addition, the Company fulfilled its obligations to a customer's insurers by making a payment of \$2.2 million for full and final settlement of the Company's liability to such insurer for damages to customer-owned inventory, which occurred during the flooding in accordance with the settlement agreement entered into during fiscal year 2013. The Company also made a cash payment of \$0.1 million towards the other flood-related settlements during the year ended June 27, 2014.

During fiscal year 2013, the Company entered into settlement agreements with each of its customers impacted by the flooding regarding the Company's liability for the customers' losses as a result of the flooding. In connection with such settlement agreements, during the fiscal year 2013, the Company paid an aggregate of \$37.7 million to customers, transferred equipment purchased on behalf of customers to those customers with an aggregate value of \$5.9 million and reduced net accounts receivable from customers by aggregate of \$5.7 million. As of June 28, 2013, the Company's liability to two of its impacted customers for any and all flood-related losses had been satisfied in full.

During fiscal year 2013, the Company also entered into a settlement agreement with a customer's insurers to resolve a subrogation claim related to recovery proceeds paid by such insurer to the customer for damages to customer-owned inventory, which occurred during the flooding. Under the terms of the settlement agreement, the Company agreed to pay \$6.5 million to the insurer, to be paid in three installments. As of June 28, 2013, the Company had paid an aggregate of \$4.3 million. The third and final payment of approximately \$2.2 million was made in July 2013.

**20. Expenses related to reduction in workforce**

As part of the Company's ongoing efforts to achieve greater efficiencies in all areas of its business, during the year ended June 28, 2013, the Company implemented a reduction in workforce and incurred expenses of approximately \$2.1 million, which represented severance and benefits costs incurred for the termination of approximately 180 employees in accordance with contractual obligations and local regulations.

Subsequently on October 10, 2014, the Company implemented a reduction in workforce and incurred expenses of approximately \$1.0 million, which represented severance and benefits costs incurred for the termination of approximately 100 employees in accordance with contractual obligations and local regulations. The Company will record this expense in the fiscal year 2015.

## [Table of Contents](#)

### 21. Principal subsidiaries

Fabrinet's subsidiaries are:

<u>Name</u>	<u>Business</u>	<u>Country of Incorporation</u>	<u>Percent interest</u>
Fabrinet Co., Ltd.	Manufacturing and assembly	Thailand	99.99
Fabrinet USA, Inc.	Marketing and administrative support services	United States of America (California)	100
FBN New Jersey Manufacturing, Inc.	Manufacturing and assembly	United States of America (Delaware)	100
Fabrinet China Holdings	Holding company	Mauritius Island	100
CASIX Inc. (a wholly-owned subsidiary of Fabrinet China Holdings)	Manufacturing and assembly	People's Republic of China	100
Fabrinet Pte., Ltd.	Sales and administrative support services and supply chain sourcing center	Singapore	100

Fabrinet AB has liquidated on May 2, 2014.

### 22. Revenue recognition error related to finished goods awaiting shipment to customers under certain Volume Supply Agreements with customers

During the preparation of the fiscal year 2014 consolidated financial statements, the Company determined that certain finished goods sales recognized in each annual and quarterly reporting period in the fiscal years ended June 28, 2013 and June 29, 2012 and in each of the first three quarterly reporting periods in the fiscal year ended June 27, 2014 did not qualify for revenue recognition in those periods in accordance with U.S. generally accepted accounting principles ("U.S. GAAP") as the risk of loss had not transferred to the Company's customers. The Company has evaluated the impact of the errors on both a quantitative and qualitative basis under the guidance of ASC 250—Accounting Changes and Error Corrections and determined that the errors did not have a material impact to the consolidated financial statements for the fiscal years ended June 27, 2014, June 28, 2013 and June 29, 2012, or the interim consolidated financial statements for each of the quarters within those years. Accordingly, the Company has not made any adjustments to those consolidated financial statements. As the Company did not revise the historical financial statements, the cumulative effect of the errors is reflected in the fiscal year 2014 fourth quarter and full year results.

Had the Company made adjustments to record in fiscal year 2014, revenues and cost of revenues that were inappropriately recorded in fiscal year 2013, fiscal year 2014 revenues, cost of revenues and net income would have increased by \$11.09 million, \$10.00 million and \$1.09 million, respectively, and fiscal year 2013 revenue, cost of revenues and net income would have been lower than previously reported.

## UNAUDITED QUARTERLY FINANCIAL INFORMATION

The following tables set forth a summary of the Company's quarterly financial information for each of the four quarters in the fiscal years ended June 27, 2014 and June 28, 2013:

<i>(in thousands, except per share data)</i>	Three Months Ended							
	Jun 27, 2014	Mar 28, 2014	Dec 27, 2013	Sep 27, 2013	Jun 28, 2013	Mar 29, 2013	Dec 28, 2012	Sep 28, 2012
Total revenues	\$ 160,084	\$ 167,657	\$ 178,562	\$ 171,551	\$ 159,934	\$ 155,557	\$ 167,426	\$ 158,625
Gross profit	\$ 17,775	\$ 17,283	\$ 20,530	\$ 18,645	17,071	16,255	18,370	17,722
Net income	\$ 10,333	\$ 47,662	\$ 14,539	\$ 19,197	\$ 15,142	\$ 21,126	\$ 16,682	\$ 16,019
<b>Basic net income per share:</b>								
Net income	\$ 0.29	\$ 1.36	\$ 0.42	\$ 0.55	\$ 0.44	\$ 0.61	\$ 0.48	\$ 0.46
Weighted-average shares used in basic net income per share calculations	35,117	35,078	34,882	34,674	34,629	34,596	34,517	34,485
<b>Diluted net income per share:</b>								
Net income	\$ 0.29	\$ 1.33	\$ 0.41	\$ 0.55	\$ 0.43	\$ 0.61	\$ 0.48	\$ 0.46
Weighted-average shares used in diluted net income per share calculations	35,843	35,790	35,583	35,138	35,000	34,909	34,804	34,670

As disclosed in Note 22 of the consolidated financial statements, the Company determined that certain finished goods sales recognized in each annual and quarterly reporting period in the fiscal years ended June 27, 2014 and June 28, 2013 did not qualify for revenue recognition in those periods. The Company has evaluated the impact of the errors and determined that the errors did not have a material impact to the consolidated financial statements for the fiscal years ended June 27, 2014 and June 28, 2013, or the interim consolidated financial statements for each of the quarters within those years. Accordingly, the Company has not made any adjustments to those consolidated financial statements.

Had adjustments been made to reflect revenues and cost of revenues in the appropriate quarters in the fiscal year ended June 27, 2014, revenues, cost of revenues, and net income for each of the quarters in the fiscal year ended June 27, 2014 would have increased (decreased) as follows:

<i>(amount in thousands)</i>	Three Months Ended			
	Jun 27, 2014 <b>(Q4 FY14)</b>	Mar 28, 2014 <b>(Q3 FY14)</b>	Dec 27, 2013 <b>(Q2 FY14)</b>	Sep 27, 2013 <b>(Q1 FY14)</b>
Revenues	\$ 12,777	\$ 1,964	\$ (6,350)	\$ 2,706
Cost of revenues	\$ 11,520	\$ 1,771	\$ (5,726)	\$ 2,440
Net income	\$ 1,257	\$ 193	\$ (625)	\$ 266

### ITEM 9. CHANGES IN AND DISAGREEMENTS WITH ACCOUNTANTS ON ACCOUNTING AND FINANCIAL DISCLOSURE.

None.

**ITEM 9A. CONTROLS AND PROCEDURES.**

**Evaluation of Disclosure Controls and Procedures**

Our management is responsible for establishing and maintaining disclosure controls and procedures designed to ensure that information we are required to disclose in reports we file or submit under the Securities Exchange Act of 1934, as amended (“Exchange Act”), (i) is recorded, processed, summarized, and reported within time periods specified in the rules and forms of the Securities and Exchange Commission, and (ii) is accumulated and communicated to Fabrinet’s management, including our Chief Executive Officer (“CEO”) and Chief Financial Officer (“CFO”), as appropriate, to allow timely decisions regarding required disclosure.

Our management, including our CEO and CFO, evaluated the effectiveness of our disclosure controls and procedures (as defined in Rule 13a-15(e) of the Exchange Act), as of the end of the period covered by this Annual Report on Form 10-K. Based on their evaluation, our CEO and CFO concluded that, as of June 27, 2014, the Company’s disclosure controls and procedures were not effective because of the material weakness in our internal control over financial reporting described below.

**Changes in Internal Control over Financial Reporting**

There have been no changes in internal control over financial reporting that occurred during the quarter ended June 27, 2014 that have materially affected, or are reasonably likely to materially affect, our internal control over financial reporting.

**Management’s Annual Report on Internal Control over Financial Reporting**

Management is responsible for establishing and maintaining adequate internal control over financial reporting of the Company as defined in Rule 13a-15(f) under the Exchange Act. Internal control over financial reporting is a process designed to provide reasonable assurance regarding the reliability of financial reporting and the preparation of financial statements for external purposes in accordance with generally accepted accounting principles (“GAAP”).

Our internal control over financial reporting includes those policies and procedures that (i) pertain to the maintenance of records that, in reasonable detail, accurately and fairly reflect the transactions and dispositions of the assets of the Company; (ii) provide reasonable assurance that transactions are recorded as necessary to permit preparation of financial statements in accordance with generally accepted accounting principles, and that receipts and expenditures of the Company are being made only in accordance with authorizations of management and directors of the Company; and (iii) provide reasonable assurance regarding prevention or timely detection of unauthorized acquisition, use, or disposition of the Company’s assets that could have a material effect on the financial statements.

Because of its inherent limitations, internal control over financial reporting may not prevent or detect misstatements. Also, projections of any evaluation of effectiveness to future periods are subject to the risk that controls may become inadequate because of changes in conditions, or that the degree of compliance with the policies or procedures may deteriorate. Management has assessed the effectiveness of our internal control over financial reporting as of June 27, 2014. In making this assessment, management used the criteria described in *Internal Control—Integrated Framework* (1992) issued by the Committee of Sponsoring Organizations of the Treadway Commission (COSO).

Based on their assessment, management concluded that, as of June 27, 2014, the Company did not maintain effective internal control over financial reporting based on the criteria in *Internal Control – Integrated Framework* (1992) issued by COSO because of the material weakness in our internal control over financial reporting described below.

A material weakness is a deficiency, or combination of deficiencies, in internal control over financial reporting, such that there is a reasonable possibility that a material misstatement of the company’s annual or interim financial statements will not be prevented or detected on a timely basis.

## [Table of Contents](#)

We did not maintain effective internal controls over the assessment of volume supply agreements. Specifically, we did not correctly apply appropriate U.S. GAAP knowledge and expertise when assessing the terms of these arrangements with respect to when title and risk of loss transfers to our customers. This deficiency resulted in audit adjustments to our financial statements in the revenue, accounts receivable, inventory and cost of revenue line items. Additionally, this material weakness could result in misstatements of the aforementioned accounts and related disclosures that would result in a material misstatement of the annual or interim consolidated financial statements that would not be prevented or detected, and accordingly our CEO and CFO, in consultation with the Audit Committee, concluded that the deficiency constituted a material weakness as of June 27, 2014.

The effectiveness of our internal control over financial reporting as of June 27, 2014 has been audited by PricewaterhouseCoopers ABAS Ltd., an independent registered public accounting firm, as stated in their report which appears herein.

### **Remediation Efforts to Address Newly Identified Material Weakness**

Fabrinet and the Board take control and integrity of the Company's financial statements seriously and believe that the remediation steps described below will address the aforementioned material weakness.

- We will implement procedures to ensure that all customer contracts are reviewed at inception and quarterly for compliance with generally accepted accounting principles.
- We will enhance our technical accounting training, led by appropriate technical accounting experts to improve awareness and understanding of revenue accounting principles.

We are committed to maintaining a strong internal control environment, and believe that these remediation actions will represent significant improvements in our controls. However, the identified material weakness in internal control over financial reporting will not be considered remediated until controls have been designed and controls are in operation for a sufficient period of time for our management to conclude that the material weakness has been remediated. Additional remediation measures may be required, which may require additional implementation time. We will continue to assess the effectiveness of our remediation efforts in connection with our evaluations of internal control over financial reporting.

### **ITEM 9B. OTHER INFORMATION.**

Not applicable.

**PART III**

**ITEM 10. DIRECTORS, EXECUTIVE OFFICERS AND CORPORATE GOVERNANCE.**

Information responsive to this item is incorporated herein by reference to our definitive proxy statement with respect to our 2014 Annual Meeting of Shareholders to be filed with the SEC within 120 days after the end of the fiscal year covered by this Annual Report on Form 10-K (the “2014 Proxy Statement”).

**ITEM 11. EXECUTIVE COMPENSATION.**

Information responsive to this item is incorporated herein by reference to our 2014 Proxy Statement.

**ITEM 12. SECURITY OWNERSHIP OF CERTAIN BENEFICIAL OWNERS AND MANAGEMENT AND RELATED STOCKHOLDER MATTERS.**

Information responsive to this item is incorporated herein by reference to our 2014 Proxy Statement.

**ITEM 13. CERTAIN RELATIONSHIPS AND RELATED TRANSACTIONS, AND DIRECTOR INDEPENDENCE.**

Information responsive to this item is incorporated herein by reference to our 2014 Proxy Statement.

**ITEM 14. PRINCIPAL ACCOUNTING FEES AND SERVICES.**

Information responsive to this item is incorporated herein by reference to our 2014 Proxy Statement.



**PART IV**

**ITEM 15. EXHIBITS, FINANCIAL STATEMENT SCHEDULES.**

(a) The following documents are filed as part of, or incorporated by reference into, this Annual Report on Form 10-K:

1. *Financial Statements*: See Index to Consolidated Financial Statements under Item 8 of this Annual Report on Form 10-K.

2. *Financial Statement Schedules*: All schedules are omitted because they are not required, are not applicable or the information is included in the consolidated financial statements or notes thereto.

3. *Exhibits*: We have filed, or incorporated by reference into this Annual Report on Form 10-K, the exhibits listed on the accompanying Exhibit Index immediately following the signature page of this Annual Report on Form 10-K.

(b) Exhibits: See Item 15(a)(3), above.

(c) Financial Statement Schedules: See Item 15(a)(2), above.

**SIGNATURES**

Pursuant to the requirements of Section 13 or 15(d) of the Securities Exchange Act of 1934, the registrant has duly caused this report to be signed on its behalf by the undersigned, thereunto duly authorized, on October 16, 2014.

**FABRINET**

By: \_\_\_\_\_ /s/ TOH-SENG NG  
Name: **Toh-Seng Ng**  
Title: **Executive Vice President and Chief Financial Officer**

**POWER OF ATTORNEY**

KNOW ALL PERSONS BY THESE PRESENTS, that each person whose signature appears below constitutes and appoints David T. Mitchell and Toh-Seng Ng and each of them, as his true and lawful attorney-in-fact and agent with full power of substitution, for him and in his name, place and stead, in any and all capacities, to sign any and all amendments to this Annual Report on Form 10-K and to file the same, with all exhibits thereto and all documents in connection therewith, with the Securities and Exchange Commission, granting unto said attorney-in-fact and agent full power and authority to do and perform each and every act and thing requisite and necessary to be done in connection therewith, as fully to all intents and purposes as he might or could do in person, hereby ratifying and confirming that said attorney-in-fact and agent, or his substitute, may lawfully do or cause to be done by virtue hereof.

[Table of Contents](#)

Pursuant to the requirements of the Securities Exchange Act of 1934, this report has been signed below by the following persons on behalf of the registrant and in the capacities and on the dates indicated.

<u>Signature</u>	<u>Title</u>	<u>Date</u>
<u>/s/ DAVID T. MITCHELL</u> <b>David T. Mitchell</b>	Chief Executive Officer and Chairman of the Board of Directors (Principal Executive Officer)	October 16, 2014
<u>/s/ TOH-SENG NG</u> <b>Toh-Seng Ng</b>	Executive Vice President and Chief Financial Officer (Principal Financial and Accounting Officer)	October 16, 2014
<u>/s/ HOMA BAHRAMI</u> <b>Homa Bahrami</b>	Director	October 16, 2014
<u>/s/ THOMAS F. KELLY</u> <b>Thomas F. Kelly</b>	Director	October 16, 2014
<u>/s/ FRANK H. LEVINSON</u> <b>Frank H. Levinson</b>	Director	October 16, 2014
<u>/s/ ROLLANCE E. OLSON</u> <b>Rollance E. Olson</b>	Director	October 16, 2014
<u>/s/ VIRAPAN PULGES</u> <b>Virapan Pulges</b>	Director	October 16, 2014

**EXHIBIT INDEX**

<u>Exhibit Number</u>	<u>Description</u>	<u>Form</u>	<u>Incorporated by reference herein</u>		<u>File No.</u>
			<u>Exhibit No.</u>	<u>Filing Date</u>	
3.1	Amended and Restated Memorandum and Articles of Association	S-1/A	3.1	May 3, 2010	333-163258
4.1	Specimen Ordinary Share Certificate	S-1/A	4.1	June 14, 2010	333-163258
4.2	Registration Rights Agreement, dated June 22, 2010, by and among the registrant, Asia Pacific Growth Fund III, L.P., H&Q Asia Pacific, Ltd., the David T. Mitchell Separate Property Trust, the Gabriel T. Mitchell Trust, the Alexander T. Mitchell Trust, the Sean T. Mitchell Trust, JDS Uniphase Corporation and Shea Ventures, LLC	S-1/A	10.26	June 14, 2010	333-163258
4.3	Amendment No. 1 to Registration Rights Agreement, dated February 6, 2013, among Fabrinet, Asia Pacific Growth Fund III, L.P., H&Q Asia Pacific, Ltd., the David T. Mitchell Separate Property Trust, the Gabriel T. Mitchell Trust, the Alexander T. Mitchell Trust and the Sean T. Mitchell Trust	8-K	4.1	February 8, 2013	001-34775
10.1.1+	Fabrinet Amended and Restated 1999 Share Option Plan	10-K	10.1.1	September 8, 2010	001-34775
10.1.2+	Form of Share Option Agreement under the Fabrinet Amended and Restated 1999 Share Option Plan	S-1	10.1.2	November 7, 2007	333-147191
10.2.1+	Fabrinet 2010 Performance Incentive Plan, as amended				
10.2.2+	Form of Share Option Agreement under the Fabrinet 2010 Performance Incentive Plan	10-Q	10.2	February 5, 2013	001-34775
10.2.3+	Form of Restricted Share Agreement under the Fabrinet 2010 Performance Incentive Plan	10-Q	10.3	February 5, 2013	001-34775
10.2.4+	Form of Restricted Share Unit Agreement under the Fabrinet 2010 Performance Incentive Plan	10-Q	10.4	February 5, 2013	001-34775
10.3.1+	Employment Agreement, effective as of January 1, 2000, by and between David T. Mitchell and Fabrinet USA, Inc. (subsequently assumed by the registrant)	S-1/A	10.3.1	December 28, 2009	333-163258

## Table of Contents

<u>Exhibit Number</u>	<u>Description</u>	<u>Form</u>	<u>Incorporated by reference herein</u>		<u>File No.</u>
			<u>Exhibit No.</u>	<u>Filing Date</u>	
10.3.2+	Amendment to Employment Agreement, dated December 29, 2008, by and between David T. Mitchell and the registrant	S-1	10.3.2	November 20, 2009	333-163258
10.4.1+	Offer Letter, dated April 29, 2005, by and between Dr. Harpal Gill and Fabrinet USA, Inc.	S-1	10.3.1	November 7, 2007	333-147191
10.4.2+	Amendment to Offer Letter, dated February 14, 2007, by and between Dr. Harpal Gill and Fabrinet USA, Inc.	S-1	10.3.2	November 7, 2007	333-147191
10.4.3+	Amendment to Offer Letter, dated December 29, 2008, by and between Dr. Harpal Gill and Fabrinet USA, Inc.	S-1	10.4.3	November 20, 2009	333-163258
10.5+	Employment Agreement, dated July 1, 2007, by and between Dr. Harpal Gill and Fabrinet Co., Ltd.	S-1	10.5	November 7, 2007	333-147191
10.6+	Description of Fiscal 2013 Executive Incentive Plan	8-K, Item 5.02	N/A	November 6, 2012	001-34755
10.7+	Description of Fiscal 2014 Executive Incentive Plan	8-K, Item 5.02	N/A	August 12, 2013	001-34755
10.8+	Separation Agreement and Release, dated February 20, 2014, between Paul Kalivas and Fabrinet USA, Inc.	8-K	10.1	February 26, 2014	001-34755
10.9+	Amended and Restated Employment Offer Letter, dated November 2, 2012, between John Marchetti and Fabrinet USA, Inc.	8-K	10.1	November 6, 2012	001-34755
10.10+	Employment Offer Letter, dated February 3, 2012, between the registrant and Toh-Seng Ng	8-K	10.2	May 9, 2012	001-34755
10.11+	Form of Indemnification Agreement	S-1/A	10.10	January 28, 2010	333-163258
10.12	Manufacturing Agreement, dated May 29, 2005, by and between the registrant and FBN New Jersey Holdings Corp.	S-1	10.10	November 7, 2007	333-147191
10.13	Manufacturing Agreement, dated January 2, 2000, by and between the registrant and Fabrinet Co., Ltd.	S-1	10.11	November 7, 2007	333-147191
10.14	Administrative Services Agreement, dated January 2, 2000, by and between the registrant and Fabrinet USA, Inc.	S-1	10.12	November 7, 2007	333-147191
10.15	Administrative Services Agreement, dated July 3, 2008, by and between the registrant and Fabrinet Pte. Ltd.	S-1	10.14	November 20, 2009	333-163258

## Table of Contents

<u>Exhibit Number</u>	<u>Description</u>	<u>Form</u>	<u>Incorporated by reference herein</u>		<u>File No.</u>
			<u>Exhibit No.</u>	<u>Filing Date</u>	
10.16.1	Loan Agreement, dated April 4, 2007, by and among Fabrinet Co., Ltd., the registrant and TMB Bank Public Company Limited (in Thai with English translation)	S-1	10.19	November 7, 2007	333-147191
10.16.2	Supplemental Memorandum of Agreement, dated December 14, 2007, by and among Fabrinet Co., Ltd., the registrant and TMB Bank Public Company Limited (in Thai with English translation)	S-1	10.20.2	November 20, 2009	333-163258
10.13.3	Memorandum of Agreement, dated August 8, 2008, by and among Fabrinet Co., Ltd., the registrant and TMB Bank Public Company Limited (in Thai with English translation)	S-1	10.20.3	November 20, 2009	333-163258
10.17	Credit Agreement, dated as of May 22, 2014, by and among Fabrinet, the guarantors from time to time party thereto, the lenders from time to time party thereto and Bank of America, N.A. as administrative agent.	8-K	10.1	May 22, 2014	001-34775
10.18	Security and Pledge Agreement, dated as of May 22, 2014, by and between Fabrinet and Bank of America, N.A. as administrative agent.	8-K	10.2	May 22, 2014	001-34775
10.19	Lease Agreement, dated July 1, 2013, by and between Donly Corporation and FBN New Jersey Manufacturing, Inc. DBA VitroCom	10-K	10.16	August 16, 2013	001-34775
10.20†	Primary Contract Manufacturing Agreement, dated January 1, 2008, by and between JDS Uniphase Corporation and the registrant	S-1/A	10.27	January 19, 2010	333-163258
10.21	Facility Agreement, dated April 25, 2014, between TMB Bank Public Company Limited, Fabrinet and Fabrinet Company Limited				
10.22	Facility Agreement, dated May 12, 2011, between TMB Bank Public Company Limited, Fabrinet and Fabrinet Co., Ltd.	8-K	10.1	August 16, 2011	001-34755
10.23	General Terms and Conditions of Facility, dated May 12, 2011, between TMB Bank Public Company Limited, Fabrinet and Fabrinet Co., Ltd.	8-K	10.2	August 16, 2011	001-34755

## Table of Contents

<u>Exhibit Number</u>	<u>Description</u>	<u>Form</u>	<u>Incorporated by reference herein</u>		<u>File No.</u>
			<u>Exhibit No.</u>	<u>Filing Date</u>	
10.24	Confirmation for Cross Currency Swap Transaction, dated May 12, 2011, between TMB Bank Public Company Limited, Fabrinet and Fabrinet Co., Ltd.	8-K	10.3	August 16, 2011	001-34755
10.25	Business Development Service Agreement, dated January 2, 2011, by and between the registrant and Fabrinet AB	10-K	10.26	August 31, 2011	001-34755
21.1	List of Subsidiaries	S-1	21.1	February 18, 2011	333-172355
23.1	Consent of PricewaterhouseCoopers ABAS Ltd.				
24.1	Power of Attorney (incorporated by reference to the signature page of this Annual Report on Form 10-K)				
31.1	Certification of Chief Executive Officer pursuant to Exchange Act Rules 13a-14(a) and 15d-14(a), as adopted pursuant to Section 302 of the Sarbanes-Oxley Act of 2002				
31.2	Certification of Chief Financial Officer pursuant to Exchange Act Rules 13a-14(a) and 15d-14(a), as adopted pursuant to Section 302 of the Sarbanes-Oxley Act of 2002				
32.1	Certifications of Chief Executive Officer and Chief Financial Officer pursuant to 18 U.S.C. Section 1350, as adopted pursuant to Section 906 of the Sarbanes-Oxley Act of 2002				
101.INS*	XBRL Instance				
101.SCH*	XBRL Taxonomy Extension Schema				
101.CAL*	XBRL Taxonomy Extension Calculation Linkbase				
101.DEF*	XBRL Taxonomy Extension Definition Linkbase				
101.LAB*	XBRL Taxonomy Extension Label Linkbase				
101.PRE*	XBRL Taxonomy Extension Presentation Linkbase				

+ Indicates management contract or compensatory plan.

† Confidential treatment has been requested for portions of this exhibit.

\* XBRL (Extensible Business Reporting Language) information is furnished and not filed or a part of a registration statement or prospectus for purposes of Sections 11 or 12 of the Securities Act of 1933, is deemed not filed for purposes of Section 18 of the Securities Exchange Act of 1934, and is otherwise not subject to liability under these sections.

**FABRINET**  
**2010 PERFORMANCE INCENTIVE PLAN**  
**(As amended December 20, 2010, December 20, 2012, and June 26, 2014)**

**1. PURPOSE OF PLAN**

The purpose of this Fabrinet 2010 Performance Incentive Plan (this “**Plan**”) of Fabrinet, an exempted company formed under the laws of the Cayman Islands (the “**Company**”), is to promote the success of the Company and to increase shareholder value by providing an additional means through the grant of awards to attract, motivate, retain and reward selected employees and other eligible persons.

**2. ELIGIBILITY**

The Administrator (as such term is defined in Section 3.1) may grant awards under this Plan only to those persons that the Administrator determines to be Eligible Persons. An “**Eligible Person**” is any person who is either: (a) an officer (whether or not a director) or employee of the Company or one of its Subsidiaries; (b) a director of the Company or one of its Subsidiaries; or (c) an individual consultant or advisor who renders or has rendered bona fide services (other than services in connection with the offering or sale of securities of the Company or one of its Subsidiaries in a capital-raising transaction or as a market maker or promoter of securities of the Company or one of its Subsidiaries) to the Company or one of its Subsidiaries and who is selected to participate in this Plan by the Administrator; provided, however, that a person who is otherwise an Eligible Person under clause (c) above may participate in this Plan only if such participation would not adversely affect either the Company’s eligibility to use Form S-8 to register under the Securities Act of 1933, as amended (the “**Securities Act**”), the offering and sale of shares issuable under this Plan by the Company or the Company’s compliance with any other applicable laws. An Eligible Person who has been granted an award (a “participant”) may, if otherwise eligible, be granted additional awards if the Administrator shall so determine. As used herein, “**Subsidiary**” means any corporation or other entity a majority of whose outstanding voting shares or voting power is beneficially owned directly or indirectly by the Company; and “**Board**” means the Board of Directors of the Company.

**3. PLAN ADMINISTRATION**

**3.1 The Administrator.** This Plan shall be administered by and all awards under this Plan shall be authorized by the Administrator. The “**Administrator**” means the Board or one or more committees appointed by the Board, including the compensation committee, or another committee (within its delegated authority) to administer all or certain aspects of this Plan. Any such committee shall be comprised solely of one or more directors or such number of directors as may be required under applicable law. A committee may delegate some or all of its authority to another committee so constituted. The Board or a committee comprised solely of directors may also delegate, to the extent permitted by the Companies Law (2004 Revision) of the Cayman Islands and any other applicable law, to one or more officers of the Company, its powers under this Plan (a) to designate the officers and employees of the Company and its Subsidiaries who



will receive grants of awards under this Plan, and (b) to determine the number of shares subject to, and the other terms and conditions of, such awards. The Board may delegate different levels of authority to different committees with administrative and grant authority under this Plan. Unless otherwise provided in the Amended and Restated Memorandum and Articles of Association of the Company or the applicable charter of any Administrator: (a) a majority of the members of the acting Administrator shall constitute a quorum, and (b) the vote of a majority of the members present assuming the presence of a quorum or the unanimous written consent of the members of the Administrator shall constitute action by the acting Administrator.

With respect to awards intended to satisfy the requirements for performance-based compensation under Section 162(m) of the Internal Revenue Code of 1986, as amended (the “**Code**”), this Plan shall be administered by a committee consisting solely of two or more outside directors (as this requirement is applied under Section 162(m) of the Code); provided, however, that the failure to satisfy such requirement shall not affect the validity of the action of any committee otherwise duly authorized and acting in the matter. Award grants, and transactions in or involving awards, intended to be exempt under Rule 16b-3 under the Securities Exchange Act of 1934, as amended (the “**Exchange Act**”), must be duly and timely authorized by the Board or a committee consisting solely of two or more non-employee directors (as this requirement is applied under Rule 16b-3 promulgated under the Exchange Act). To the extent required by any applicable securities exchange, this Plan shall be administered by a committee composed entirely of independent directors (within the meaning of the applicable listing agency).

**3.2 Powers of the Administrator.** Subject to the express provisions of this Plan, the Administrator is authorized and empowered to do all things necessary or desirable in connection with the authorization of awards and the administration of this Plan (in the case of a committee or delegation to one or more officers, within the authority delegated to that committee or person(s)), including, without limitation, the authority to:

- (a) determine eligibility and, from among those persons determined to be eligible, the particular Eligible Persons who will receive an award under this Plan;
- (b) grant awards to Eligible Persons, determine the price at which securities will be offered or awarded and the number of securities to be offered or awarded to any of such persons, determine the other specific terms and conditions of such awards consistent with the express limits of this Plan, establish the installments (if any) in which such awards shall become exercisable or shall vest (which may include, without limitation, performance and/or time-based schedules), or determine that no delayed exercisability or vesting is required, establish any applicable performance targets, and establish the events of termination or reversion of such awards;

- (c) approve the forms of award agreements (which need not be identical either as to type of award or among participants);
- (d) construe and interpret this Plan and any agreements defining the rights and obligations of the Company, its Subsidiaries, and participants under this Plan, further define the terms used in this Plan, and prescribe, amend and rescind rules and regulations relating to the administration of this Plan or the awards granted under this Plan;
- (e) cancel, modify, or waive the Company's rights with respect to, or modify, discontinue, suspend, or terminate any or all outstanding awards, subject to any required consent under Section 8.7.5;
- (f) accelerate or extend the vesting or exercisability or extend the term of any or all such outstanding awards (in the case of options or share appreciation rights, within the maximum ten-year term of such awards) in such circumstances as the Administrator may deem appropriate (including, without limitation, in connection with a termination of employment or services or other events of a personal nature) subject to any required consent under Section 8.7.5;
- (g) adjust the number of Ordinary Shares (as defined in Section 4.1 below) subject to any award, adjust the price of any or all outstanding awards or otherwise change previously imposed terms and conditions, in such circumstances as the Administrator may deem appropriate, in each case subject to Sections 4 and 8.7, and provided that in no case (except due to an adjustment contemplated by Section 7 or any repricing that may be approved by shareholders) shall such an adjustment constitute a repricing (i.e. a reduction by amendment, cancellation and regrant, exchange or other means including an exchange for cash or another award) of the per share exercise or base price of any option or share appreciation right;
- (h) determine the date of grant of an award, which may be a designated date after but not before the date of the Administrator's action (unless otherwise designated by the Administrator, the date of grant of an award shall be the date upon which the Administrator took the action granting an award);
- (i) determine whether, and the extent to which, adjustments are required pursuant to Section 7 hereof and authorize the termination, conversion, substitution or succession of awards upon the occurrence of an event of the type described in Section 7;
- (j) acquire or settle (subject to Sections 7 and 8.7) rights under awards in cash, shares of equivalent value, or other consideration, provided, however, that in no case without shareholder approval shall the Corporation effect a "repricing" of a share option or share appreciation right granted under this Plan by purchasing the option or share appreciation right at a time when the exercise or base price of the award is greater than the fair market value of an Ordinary Share; and
- (k) determine the fair market value of the Ordinary Shares or awards under this Plan from time to time and/or the manner in which such value will be determined.

- 3.3 Binding Determinations.** Any action taken by, or inaction of, the Company, any Subsidiary, or the Administrator relating or pursuant to this Plan and within its authority hereunder or under applicable law shall be within the absolute discretion of that entity or body and shall be conclusive and binding upon all persons. Neither the Board nor any Board committee, nor any member thereof or person acting at the direction thereof, shall be liable for any act, omission, interpretation, construction or determination made in good faith in connection with this Plan (or any award made under this Plan), and all such persons shall be entitled to indemnification and reimbursement by the Company in respect of any claim, loss, damage or expense (including, without limitation, attorneys' fees) arising or resulting therefrom to the fullest extent permitted by law and/or under any directors and officers liability insurance coverage that may be in effect from time to time.
- 3.4 Reliance on Experts.** In making any determination or in taking or not taking any action under this Plan, the Board or a committee, as the case may be, may obtain and may rely upon the advice of experts, including employees and professional advisors to the Company. No director, officer or agent of the Company or any of its Subsidiaries shall be liable for any such action or determination taken or made or omitted in good faith.
- 3.5 Delegation.** The Administrator may delegate ministerial, non-discretionary functions to individuals who are officers or employees of the Company or any of its Subsidiaries or to third parties.

#### 4. ORDINARY SHARES SUBJECT TO THE PLAN; SHARE LIMITS

- 4.1 Shares Available.** Subject to the provisions of Section 7.1, the shares that may be delivered under this Plan shall be the Company's authorized but unissued Ordinary Shares. For purposes of this Plan, "**Ordinary Shares**" shall mean the ordinary shares of the Company and such other securities or property as may become the subject of awards under this Plan, or may become subject to such awards, pursuant to an adjustment made under Section 7.1.
- 4.2 Share Limits.** The maximum number of Ordinary Shares that may be delivered pursuant to awards granted to Eligible Persons under this Plan (the "**Share Limit**") is equal to the sum of (1) five million seven hundred thousand (5,700,000) shares, plus (2) the number of any shares subject to options granted under the Fabrinet 1999 Share Option Plan and outstanding on the effective date of the first registration statement that is filed by the Company and declared effective pursuant to Section 12(g) of the Securities Exchange Act of 1934, as amended (the "**Registration Date**"), which expire, or for any reason are cancelled

or terminated, on or after the Registration Date without being exercised. The maximum number of Ordinary Shares that may be delivered pursuant to options qualified as incentive stock options (within the meaning of Code Section 422) granted under this Plan is five million seven hundred thousand (5,700,000) shares. Each of the foregoing numerical limits is subject to adjustment as contemplated by Section 4.3, Section 7.1, and Section 8.11.

- 4.3 Lapsed Awards.** Shares subject to an award granted under this Plan shall be counted against the share limits of this Plan and shall not become available for subsequent awards under this Plan, regardless of whether the award is settled in cash or a form other than Ordinary Shares, expires or for any reason is cancelled or terminated, is forfeited, fails to vest, or for any other reason is not paid or delivered under this Plan, is exchanged by a participant or withheld by the Company as full or partial payment in connection with the award, or is exchanged by a participant or withheld by the Company or one of its Subsidiaries to satisfy the tax withholding obligations related to the award. Refer to Section 8.11 for application of the foregoing share limits with respect to assumed awards.
- 4.4 Reservation of Shares; No Fractional Shares; Minimum Issue.** The Company shall at all times reserve a number of Ordinary Shares sufficient to cover the Company's obligations and contingent obligations to deliver shares with respect to awards then outstanding under this Plan (exclusive of any dividend equivalent obligations to the extent the Company has the right to settle such rights in cash). No fractional shares shall be delivered under this Plan. The Administrator may pay cash in lieu of any fractional shares in settlements of awards under this Plan. No fewer than 100 shares may be purchased on exercise of any award (or, in the case of share appreciation or purchase rights, no fewer than 100 rights may be exercised at any one time) unless the total number purchased or exercised is the total number at the time available for purchase or exercise under the award.

## 5. AWARDS

- 5.1 Type and Form of Awards.** The Administrator shall determine the type or types of award(s) to be made to each selected Eligible Person. Awards may be granted singly, in combination or in tandem. Awards also may be made in combination or in tandem with, in replacement of, as alternatives to, or as the payment form for grants or rights under any other employee or compensation plan of the Company or one of its Subsidiaries. The types of awards that may be granted under this Plan are:

**5.1.1 Share Options.** A share option is the grant of a right to purchase a specified number of Ordinary Shares during a specified period as determined by the Administrator. An option may be intended as an incentive stock option within the meaning of Section 422 of the Code (an "ISO") or a nonqualified share option (an option not intended to be an ISO). The award agreement for an option will indicate if the option is intended as an ISO; otherwise it will be deemed to be a nonqualified share option. The maximum term of each option (ISO or nonqualified) shall be ten (10) years. The per share exercise price for each option shall be not less than 100% of the fair market value of an Ordinary Share on the

date of grant of the option. When an option is exercised, the exercise price for the shares to be purchased shall be paid in full in cash or such other method permitted by the Administrator consistent with Section 5.4. Unless otherwise set forth in the applicable award agreement, options will be scheduled to vest as to twenty-five (25%) of the shares granted under the award on each annual anniversary of the award's grant date over a period of four (4) years, subject to the award recipient's continued employment or other service with the Company or its Subsidiaries through each applicable vesting date.

**5.1.2 Additional Rules Applicable to ISOs.** To the extent that the aggregate fair market value (determined at the time of grant of the applicable option) of shares with respect to which ISOs first become exercisable by a participant in any calendar year exceeds \$100,000, taking into account both Ordinary Shares subject to ISOs under this Plan and shares subject to ISOs under all other plans of the Company or one of its Subsidiaries (or any parent or predecessor corporation to the extent required by and within the meaning of Section 422 of the Code and the regulations promulgated thereunder), such options shall be treated as nonqualified share options. In reducing the number of options treated as ISOs to meet the \$100,000 limit, the most recently granted options shall be reduced first. To the extent a reduction of simultaneously granted options is necessary to meet the \$100,000 limit, the Administrator may, in the manner and to the extent permitted by law, designate which Ordinary Shares are to be treated as shares acquired pursuant to the exercise of an ISO. ISOs may only be granted to employees of the Company or one of its subsidiaries (for this purpose, the term "**subsidiary**" is used as defined in Section 424(f) of the Code, which generally requires an unbroken chain of ownership of at least 50% of the total combined voting power of all classes of shares of each subsidiary in the chain beginning with the Company and ending with the subsidiary in question). There shall be imposed in any award agreement relating to ISOs such other terms and conditions as from time to time are required in order that the option be an "incentive stock option" as that term is defined in Section 422 of the Code. No ISO may be granted to any person who, at the time the option is granted, owns (or is deemed to own under Section 424(d) of the Code) outstanding Ordinary Shares possessing more than 10% of the total combined voting power of all classes of shares of the Company, unless the exercise price of such option is at least 110% of the fair market value of the shares subject to the option and such option by its terms is not exercisable after the expiration of five (5) years from the date such option is granted.

**5.1.3 Share Appreciation Rights.** A share appreciation right or "**SAR**" is a right to receive a payment, in cash and/or Ordinary Shares, equal to the excess of the fair market value of a specified number of Ordinary Shares on the date the SAR is exercised over the "base price" of the SAR, which base price shall be set forth in the applicable award agreement and shall be not less than 100% of the fair market value of an Ordinary Share on the date of grant of the SAR. The maximum term of an SAR shall be ten (10) years. Unless otherwise set forth in the applicable award agreement, SAR awards will be scheduled to vest as to twenty-five (25%) of the shares granted under the award on each annual anniversary of the award's grant date over a period of four (4) years, subject to the award recipient's continued employment or other service with the Company or its Subsidiaries through each applicable vesting date.

**5.1.4 Other Awards.** The other types of awards that may be granted under this Plan include: (a) share bonuses, restricted shares, performance shares, share units, phantom shares, dividend equivalents, or similar rights to purchase or acquire shares, whether at a fixed or variable price or ratio related to the Ordinary Shares, upon the passage of time, the occurrence of one or more events, or the satisfaction of performance criteria or other conditions, or any combination thereof; or (b) any similar securities with a value derived from the value of or related to the Ordinary Shares and/or returns thereon. Unless otherwise set forth in the applicable award agreement, such awards will be scheduled to vest as to twenty-five (25%) of the shares granted under the award on each annual anniversary of the award's grant date over a period of four (4) years, subject to the award recipient's continued employment or other service with the Company or its Subsidiaries through each applicable vesting date.

**5.2 Award Agreements.** Each award shall be evidenced by either (1) a written award agreement in a form approved by the Administrator and executed by the Company by an officer duly authorized to act on its behalf, or (2) an electronic notice of award grant in a form approved by the Administrator and recorded by the Company (or its designee) in an electronic recordkeeping system used for the purpose of tracking award grants under this Plan generally (in each case, an "award agreement"), as the Administrator may provide and, in each case and if required by the Administrator, executed or otherwise electronically accepted by the recipient of the award in such form and manner as the Administrator may require. The Administrator may authorize any officer of the Company (other than the particular award recipient) to execute any or all award agreements on behalf of the Company. The award agreement shall set forth the material terms and conditions of the award as established by the Administrator consistent with the express limitations of this Plan.

**5.3 Deferrals and Settlements.** Payment of awards may be in the form of cash, Ordinary Shares, other awards or combinations thereof as the Administrator shall determine, and with such restrictions as it may impose. The Administrator may also require or permit participants to elect to defer the issuance of shares or the settlement of awards in cash under such rules and procedures as it may establish under this Plan. The Administrator may also provide that deferred settlements include the payment or crediting of interest or other earnings on the deferral amounts, or the payment or crediting of dividend equivalents where the deferred amounts are denominated in shares.

**5.4 Consideration for Ordinary Shares or Awards.** The purchase price for any award granted under this Plan or the Ordinary Shares to be delivered pursuant to an award, as applicable, may be paid by means of any lawful consideration as determined by the Administrator, including, without limitation, one or a combination of the following methods:

- services rendered by the recipient of such award;

- cash, check payable to the order of the Company, or electronic funds transfer;
- notice and third party payment in such manner as may be authorized by the Administrator;
- if approved by the Administrator, the delivery of previously owned Ordinary Shares;
- if approved by the Administrator, by a reduction in the number of shares otherwise deliverable pursuant to the award; or
- if approved by the Administrator, subject to such procedures as the Administrator may adopt, pursuant to a “cashless exercise” with a third party who provides financing for the purposes of (or who otherwise facilitates) the purchase or exercise of awards.

In no event shall any shares newly-issued by the Company be issued for less than the minimum lawful consideration for such shares or for consideration other than consideration permitted by applicable state law. Ordinary Shares used to satisfy the exercise price of an option shall be valued at their fair market value on the date of exercise. The Company will not be obligated to deliver any shares unless and until it receives full payment of the exercise or purchase price therefor and any related withholding obligations under Section 8.5 and any other conditions to exercise or purchase have been satisfied. Unless otherwise expressly provided in the applicable award agreement, the Administrator may at any time eliminate or limit a participant’s ability to pay the purchase or exercise price of any award or shares by any method other than cash payment to the Company.

**5.5 Definition of Fair Market Value.** For purposes of this Plan, “fair market value” shall mean, unless otherwise determined or provided by the Administrator in the circumstances, the last price (in regular trading) for an Ordinary Share as furnished by the Financial Industry Regulatory Authority (the “FINRA”) through any established stock exchange or a national market system, including without limitation the New York Stock Exchange, the Nasdaq Global Select Market, the Nasdaq Global Market or the Nasdaq Capital Market of The Nasdaq Stock Market, or another applicable listing agency (the “Stock Market”) for the date in question or, if no sales of Ordinary Shares were reported on the Stock Market on that date, the last price (in regular trading) for an Ordinary Share as furnished through the Stock Market for the next preceding day on which sales of Ordinary Shares were reported by the FINRA. The Administrator may, however, provide with respect to one or more awards that the fair market value shall equal the last price for an Ordinary Share as furnished by the FINRA through the Stock Market on the last trading day preceding the date in question or the average of the high and low trading prices of an Ordinary Share as furnished by the FINRA through the Stock Market for the date in question or the most recent trading day. If the Ordinary Shares are no longer listed or is no longer actively traded on the Stock Market as of the applicable date, the fair market value of the Ordinary Shares shall be the value as reasonably determined by the Administrator for purposes of the award in the circumstances. The Administrator also may adopt a different

methodology for determining fair market value with respect to one or more awards if a different methodology is necessary or advisable to secure any intended favorable tax, legal or other treatment for the particular award(s) (for example, and without limitation, the Administrator may provide that fair market value for purposes of one or more awards will be based on an average of closing prices (or the average of high and low daily trading prices) for a specified period preceding the relevant date).

## **5.6 Transfer Restrictions.**

**5.6.1 Limitations on Exercise and Transfer.** Unless otherwise expressly provided in (or pursuant to) this Section 5.6 or required by applicable law, (a) all awards are non-transferable and shall not be subject in any manner to sale, transfer, anticipation, alienation, assignment, pledge, encumbrance or charge; (b) awards shall be exercised only by the participant; and (c) amounts payable or shares issuable pursuant to any award shall be delivered only to (or for the account of) the participant.

**5.6.2 Exceptions.** The Administrator may permit awards to be exercised by and paid to, or otherwise transferred to, family members (or trusts or other entities on their behalf) or charitable organizations or entities pursuant to such conditions and procedures, including limitations on subsequent transfers, as the Administrator may, in its sole discretion, establish in writing. Any permitted transfer shall be subject to compliance with applicable federal and state securities laws and shall not be for value (other than nominal consideration, settlement of marital property rights, or for interests in an entity in which more than 50% of the voting interests are held by the Eligible Person or by the Eligible Person's family members).

**5.6.3 Further Exceptions to Limits on Transfer.** The exercise and transfer restrictions in Section 5.6.1 shall not apply to:

- (a) transfers to the Company (for example, in connection with the expiration or termination of the award);
- (b) the designation of a beneficiary to receive benefits in the event of the participant's death or, if the participant has died, transfers to or exercise by the participant's beneficiary, or, in the absence of a validly designated beneficiary, transfers by will or the laws of descent and distribution;
- (c) subject to any applicable limitations on ISOs, transfers to a family member (or former family member) pursuant to a domestic relations order if approved or ratified by the Administrator;
- (d) if the participant has suffered a disability, permitted transfers or exercises on behalf of the participant by his or her legal representative; or
- (e) the authorization by the Administrator of "cashless exercise" procedures with third parties who provide financing for the purpose of (or who otherwise facilitate) the exercise of awards consistent with applicable laws and the express authorization of the Administrator.



5.7 **International Awards.** One or more awards may be granted to Eligible Persons who provide services to the Company or one of its Subsidiaries outside of the United States. Any awards granted to such persons may be granted pursuant to the terms and conditions of any applicable sub-plans, that may be different than the terms and conditions of the Plan, if any, appended to this Plan and approved by the Administrator.

## 6. EFFECT OF TERMINATION OF EMPLOYMENT OR SERVICE ON AWARDS

6.1 **General.** The Administrator shall establish the effect of a termination of employment or service on the rights and benefits under each award under this Plan and in so doing may make distinctions based upon, inter alia, the cause of termination and type of award. If the participant is not an employee of the Company or one of its Subsidiaries and provides other services to the Company or one of its Subsidiaries, the Administrator shall be the sole judge for purposes of this Plan (unless a contract or the award otherwise provides) of whether the participant continues to render services to the Company or one of its Subsidiaries and the date, if any, upon which such services shall be deemed to have terminated.

6.2 **Events Not Deemed Terminations of Service.** Unless the express policy of the Company or one of its Subsidiaries, or the Administrator, otherwise provides, the employment relationship shall not be considered terminated in the case of (a) sick leave, (b) military leave, or (c) any other leave of absence authorized by the Company or one of its Subsidiaries, or the Administrator; provided that unless reemployment upon the expiration of such leave is guaranteed by contract or law or the Administrator otherwise provides, such leave is for a period of not more than three months. Further, for purposes of ISOs, no such leave may exceed three months, unless reemployment upon expiration of such leave is guaranteed by contract or law. If reemployment, upon expiration of a leave of absence approved by the Company or one of its Subsidiaries or the Administrator, is not so guaranteed, then six months following the first day of such leave, any ISO held by such participant will cease to be treated as an ISO and will be treated for U.S. tax purposes as a nonstatutory stock option. In the case of any employee of the Company or one of its Subsidiaries on an approved leave of absence, continued vesting of the award while on leave from the employ of the Company or one of its Subsidiaries may be suspended until the employee returns to service, unless the Administrator otherwise provides or applicable law otherwise requires. In no event shall an award be exercised after the expiration of the term set forth in the applicable award agreement.

6.3 **Effect of Change of Subsidiary Status.** Except as otherwise permitted by the Administrator, for purposes of this Plan and any award, if an entity ceases to be a Subsidiary of the Company a termination of employment or service shall be deemed to have occurred with respect to each Eligible Person in respect of such Subsidiary who does not continue as an Eligible Person in respect of the Company or another Subsidiary that continues as such after giving effect to the transaction or other event giving rise to the change in status.

## 7. ADJUSTMENTS; ACCELERATION

**7.1 Adjustments.** Subject to Section 7.2, upon (or, as may be necessary to effect the adjustment, immediately prior to): any reclassification, recapitalization, stock split (including a stock split in the form of a stock dividend) or reverse stock split; any merger, combination, consolidation, or other reorganization; any spin-off, split-up, or similar extraordinary dividend distribution in respect of the Ordinary Shares; or any exchange of Ordinary Shares or other securities of the Company, or any similar, unusual or extraordinary corporate transaction in respect of the Ordinary Shares; then the Administrator shall equitably and proportionately adjust (1) the number and type of Ordinary Shares (or other securities) that thereafter may be made the subject of awards (including the specific share limits, maximums and numbers of shares set forth elsewhere in this Plan), (2) the number, amount and type of Ordinary Shares (or other securities or property) subject to any outstanding awards, (3) the grant, purchase, or exercise price (which term includes the base price of any SAR or similar right) of any outstanding awards, and/or (4) the securities, cash or other property deliverable upon exercise or payment of any outstanding awards, in each case to the extent necessary to preserve (but not increase) the level of incentives intended by this Plan and the then-outstanding awards.

Unless otherwise expressly provided in the applicable award agreement, upon (or, as may be necessary to effect the adjustment, immediately prior to) any event or transaction described in the preceding paragraph or a sale of all or substantially all of the business or assets of the Company as an entirety, the Administrator shall equitably and proportionately adjust the performance standards applicable to any then-outstanding performance-based awards to the extent necessary to preserve the level of incentives intended by this Plan and the then-outstanding performance-based awards.

It is intended that, if possible, any adjustments contemplated by the preceding two paragraphs be made in a manner that satisfies applicable U.S. legal, tax (including, without limitation and as applicable in the circumstances, Section 424 of the Code and Section 409A of the Code) and accounting (so as to not trigger any charge to earnings with respect to such adjustment) requirements.

Without limiting the generality of Section 3.3, any good faith determination by the Administrator as to whether an adjustment is required in the circumstances pursuant to this Section 7.1, and the extent and nature of any such adjustment, shall be conclusive and binding on all persons.

**7.2 Corporate Transactions - Assumption and Termination of Awards.** Upon the occurrence of any of the following: any merger, combination, consolidation, or other reorganization; any exchange of Ordinary Shares or other securities of the Company; a sale of all or substantially all the business, stock or assets of the Company; a dissolution of the Company; or any other event in which the Company does not survive (or does not survive as a public company in respect of its Ordinary Shares); then the Administrator may make provision for a cash payment in settlement of, or for the assumption, substitution or exchange of any

or all outstanding share-based awards or the cash, securities or property deliverable to the holder of any or all outstanding share-based awards, based upon, to the extent relevant under the circumstances, the distribution or consideration payable to holders of the Ordinary Shares upon or in respect of such event. Upon the occurrence of any event described in the preceding sentence, then, unless the Administrator has made a provision for the substitution, assumption, exchange or other continuation or settlement of the award or the award would otherwise continue in accordance with its terms in the circumstances: (1) subject to Section 7.4 and unless otherwise provided in the applicable award agreement, each then-outstanding option and SAR shall become fully vested, all restricted shares then outstanding shall fully vest free of restrictions, and each other award granted under this Plan that is then outstanding shall become payable to the holder of such award; and (2) each award shall terminate upon the related event; provided that the holder of an option or SAR shall be given reasonable advance notice of the impending termination and a reasonable opportunity to exercise his or her outstanding vested options and SARs (after giving effect to any accelerated vesting required in the circumstances) in accordance with their terms before the termination of such awards (except that in no case shall more than ten days' notice of the impending termination be required and any acceleration of vesting and any exercise of any portion of an award that is so accelerated may be made contingent upon the actual occurrence of the event).

Without limiting the preceding paragraph, in connection with any event referred to in the preceding paragraph or any change in control event defined in any applicable award agreement, the Administrator may, in its discretion, provide for the accelerated vesting of any award or awards as and to the extent determined by the Administrator in the circumstances.

The Administrator may adopt such valuation methodologies for outstanding awards as it deems reasonable in the event of a cash or property settlement and, in the case of options, SARs or similar rights, but without limitation on other methodologies, may base such settlement solely upon the excess if any of the per share amount payable upon or in respect of such event over the exercise or base price of the award.

In any of the events referred to in this Section 7.2, the Administrator may take such action contemplated by this Section 7.2 prior to such event (as opposed to on the occurrence of such event) to the extent that the Administrator deems the action necessary to permit the participant to realize the benefits intended to be conveyed with respect to the underlying shares. Without limiting the generality of the foregoing, the Administrator may deem an acceleration to occur immediately prior to the applicable event and/or reinstate the original terms of the award if an event giving rise to an acceleration does not occur.

Notwithstanding the foregoing, to the extent a participant is subject to U.S. income taxation, a transaction will not be deemed to occur under this Section 7.2 unless the transaction qualifies as a change in control event within the meaning of Section 409A of the Code ("**Section 409A**"), as it has been and may be amended from time to time, and any proposed or final Treasury Regulations and Internal Revenue Service guidance that has been promulgated or may be promulgated thereunder from time to time.

Without limiting the generality of Section 3.3, any good faith determination by the Administrator pursuant to its authority under this Section 7.2 shall be conclusive and binding on all persons.

- 7.3 Other Acceleration Rules.** The Administrator may override the provisions of Section 7.2 and/or 7.4 by express provision in the award agreement and may accord any Eligible Person a right to refuse any acceleration, whether pursuant to the award agreement or otherwise, in such circumstances as the Administrator may approve. The portion of any ISO accelerated in connection with an event referred to in Section 7.2 (or such other circumstances as may trigger accelerated vesting of the award) shall remain exercisable as an ISO only to the extent the applicable \$100,000 limitation on ISOs is not exceeded. To the extent exceeded, the accelerated portion of the option shall be exercisable as a nonqualified stock option under the Code.
- 7.4 Golden Parachute Limitation.** Notwithstanding anything else contained in this Section 7 to the contrary, in no event shall any award or payment be granted or accelerated under this Plan to an extent or in a manner so that such award or payment, together with any other compensation and benefits provided to, or for the benefit of, the participant under any other plan or agreement of the Company or any of its Subsidiaries, would not be fully deductible by the Company or one of its Subsidiaries for federal income tax purposes because of Section 280G of the Code. If a participant would be entitled to benefits or payments hereunder and under any other plan or program that would constitute “parachute payments” as defined in Section 280G of the Code, then the reduction will occur in the following order: (a) reduction of cash payments; (b) cancellation of awards granted “contingent on a change in ownership or control,” within the meaning of Section 280G of the Code; (c) cancellation of accelerated vesting of equity awards; and (d) reduction of other employee benefits. In the event that awards are cancelled pursuant to clause (b) above, or the acceleration of vesting of any awards is cancelled under clause (c) above, such cancellation in each case will occur in the reverse order of the date of grant of the participant’s awards. If two or more awards are granted on the same date, the cancellation of each award, with respect to clause (b), or the cancellation of the accelerated vesting of each award, with respect to clause (c), will occur on a pro-rata basis across all awards with the same grant date. Notwithstanding the foregoing, if a participant is a party to an employment or other agreement with the Company or one of its Subsidiaries, or is a participant in a severance program sponsored by the Company or one of its Subsidiaries, that contains express provisions regarding Section 280G and/or Section 4999 of the Code (or any similar successor provision), or the applicable award agreement includes such provisions, the Section 280G and/or Section 4999 provisions of such employment or other agreement or plan, as applicable, shall control as to the awards held by that participant (for example, and without limitation, a participant may be a party to an employment agreement with the Company or one of its Subsidiaries that provides for a “gross-up” as opposed to a “cut-back” in the event that the Section 280G thresholds are reached or exceeded

in connection with a change in control and, in such event, the Section 280G and/or Section 4999 provisions of such employment agreement shall control as to any awards held by that participant). Provided, however, that if a reduction of “parachute payments” within the meaning of Section 280G of the Code occurs pursuant to the terms of this Plan, or such other employment or other agreement or severance program, in no event will a participant have any discretion with respect to the ordering of such payment reductions.

## 8. OTHER PROVISIONS

- 8.1 Compliance with Laws.** This Plan, the granting and vesting of awards under this Plan, the offer, issuance and delivery of Ordinary Shares and/or the payment of money under this Plan or under awards are subject to compliance with all applicable federal and state laws, rules and regulations (including but not limited to state and federal securities law, federal margin requirements) and to such approvals by any listing, regulatory or governmental authority as may, in the opinion of counsel for the Company, be necessary or advisable in connection therewith. The person acquiring any securities under this Plan will, if requested by the Company or one of its Subsidiaries, provide such assurances and representations to the Company or one of its Subsidiaries as the Administrator may deem necessary or desirable to assure compliance with all applicable legal and accounting requirements.
- 8.2 No Rights to Award.** No person shall have any claim or rights to be granted an award (or additional awards, as the case may be) under this Plan, subject to any express contractual rights (set forth in a document other than this Plan) to the contrary.
- 8.3 No Employment/Service Contract.** Nothing contained in this Plan (or in any other documents under this Plan or in any award) shall confer upon any Eligible Person or other participant any right to continue in the employ or other service of the Company or one of its Subsidiaries, constitute any contract or agreement of employment or other service or affect an employee’s status as an employee at will, nor shall interfere in any way with the right of the Company or one of its Subsidiaries to change a person’s compensation or other benefits, or to terminate his or her employment or other service, with or without cause. Nothing in this Section 8.3, however, is intended to adversely affect any express independent right of such person under a separate employment or service contract other than an award agreement.
- 8.4 Plan Not Funded.** Awards payable under this Plan shall be payable in shares or from the general assets of the Company, and no special or separate reserve, fund or deposit shall be made to assure payment of such awards. No participant, beneficiary or other person shall have any right, title or interest in any fund or in any specific asset (including Ordinary Shares, except as expressly otherwise provided) of the Company or one of its Subsidiaries by reason of any award hereunder. Neither the provisions of this Plan (or of any related documents), nor the creation or adoption of this Plan, nor any action taken pursuant to the provisions of this Plan shall create, or be construed to create, a trust of any kind or

a fiduciary relationship between the Company or one of its Subsidiaries and any participant, beneficiary or other person. To the extent that a participant, beneficiary or other person acquires a right to receive payment pursuant to any award hereunder, such right shall be no greater than the right of any unsecured general creditor of the Company.

**8.5 Tax Withholding.** Upon any exercise, vesting, or payment of any award or upon the disposition of Ordinary Shares acquired pursuant to the exercise of an ISO prior to satisfaction of the holding period requirements of Section 422 of the Code, the Company or one of its Subsidiaries shall have the right at its option to:

- (a) require the participant (or the participant's personal representative or beneficiary, as the case may be) to pay or provide for payment of at least the minimum amount of any taxes which the Company or one of its Subsidiaries may be required to withhold with respect to such award event or payment; or
- (b) deduct from any amount otherwise payable in cash to the participant (or the participant's personal representative or beneficiary, as the case may be) the minimum amount of any taxes which the Company or one of its Subsidiaries may be required to withhold with respect to such cash payment.

In any case where a tax is required to be withheld in connection with the delivery of Ordinary Shares under this Plan, the Administrator may in its sole discretion (subject to Section 8.1) require or grant (either at the time of the award or thereafter) to the participant the right to elect, pursuant to such rules and subject to such conditions as the Administrator may establish, that the Company reduce the number of shares to be delivered by (or otherwise reacquire) the appropriate number of shares, valued in a consistent manner at their fair market value or at the sales price in accordance with authorized procedures for cashless exercises, necessary to satisfy the minimum applicable withholding obligation on exercise, vesting or payment. In no event shall the shares withheld exceed the minimum whole number of shares required for tax withholding under applicable law.

**8.6 Compliance With Section 409A.** Awards will be designed and operated in such a manner that they are either exempt from the application of, or comply with, the requirements of Section 409A such that the grant, payment, settlement or deferral will not be subject to the additional tax or interest applicable under Section 409A, except as otherwise determined in the sole discretion of the Administrator. The Plan and each award agreement under the Plan is intended to meet the requirements of Section 409A and will be construed and interpreted in accordance with such intent, except as otherwise determined in the sole discretion of the Administrator. To the extent that an award or payment, or the settlement or deferral thereof, is subject to Section 409A the award will be granted, paid, settled or deferred in a manner that will meet the requirements of Section 409A, such that the grant, payment, settlement or deferral will not be subject to the additional tax or interest applicable under Section 409A.

**8.7 Effective Date, Termination and Suspension, Amendments.**

**8.7.1 Effective Date.** This Plan is effective as of the Registration Date. This Plan shall be submitted for and subject to shareholder approval no later than twelve months after the adoption of the Plan by the Board. Unless earlier terminated by the Board, this Plan shall terminate at the close of business on the day before the tenth anniversary of the adoption of the Plan by the Board. After the termination of this Plan either upon such stated expiration date or its earlier termination by the Board, no additional awards may be granted under this Plan, but previously granted awards (and the authority of the Administrator with respect thereto, including the authority to amend such awards) shall remain outstanding in accordance with their applicable terms and conditions and the terms and conditions of this Plan.

**8.7.2 Board Authorization.** The Board may, at any time, terminate or, from time to time, amend, modify or suspend this Plan, in whole or in part. No awards may be granted during any period that the Board suspends this Plan.

**8.7.3 Shareholder Approval.** To the extent then required by applicable law or any applicable listing agency or required under Sections 422 or 424 of the Code to preserve the intended tax consequences of this Plan, or pursuant to any repricing under Sections 3.2(g) and 3.2(j), or deemed necessary or advisable by the Board, any amendment to this Plan shall be subject to shareholder approval.

**8.7.4 Amendments to Awards.** Without limiting any other express authority of the Administrator under (but subject to) the express limits of this Plan, the Administrator by agreement or resolution may waive conditions of or limitations on awards to participants that the Administrator in the prior exercise of its discretion has imposed, without the consent of a participant, and (subject to the requirements of Sections 3.2 and 8.7.5) may make other changes to the terms and conditions of awards. Any amendment or other action that would constitute a repricing of an award is subject to the limitations set forth in Section 3.2(g).

**8.7.5 Limitations on Amendments to Plan and Awards.** No amendment, suspension or termination of this Plan or amendment of any outstanding award

agreement shall, without written consent of the participant, affect in any manner materially adverse to the participant any rights or benefits of the participant or obligations of the Company under any award granted under this Plan prior to the effective date of such change. Changes, settlements and other actions contemplated by Section 7 shall not be deemed to constitute changes or amendments for purposes of this Section 8.7.

**8.8 Privileges of Share Ownership.** Except as otherwise expressly authorized by the Administrator or this Plan, a participant shall not be entitled to any privilege of share ownership as to any Ordinary Shares not actually delivered to and held of record by the participant. Except as expressly required by Section 7.1 or otherwise expressly provided by the Administrator, no adjustment will be made for dividends or other rights as a shareholder for which a record date is prior to such date of delivery.

**8.9 Governing Law; Construction; Severability.**

**8.9.1 Choice of Law.** This Plan, the awards, all documents evidencing awards and all other related documents shall be governed by, and construed in accordance with the laws of the State of California.

**8.9.2 Severability.** If a court of competent jurisdiction holds any provision invalid and unenforceable, the remaining provisions of this Plan shall continue in effect.

**8.9.3 Plan Construction.** It is the intent of the Company that the awards and transactions permitted by awards be interpreted in a manner that, in the case of participants who are or may be subject to Section 16 of the Exchange Act, qualify, to the maximum extent compatible with the express terms of the award, for exemption from matching liability under Rule 16b-3 promulgated under the Exchange Act. Notwithstanding the foregoing, the Company shall have no liability to any participant for Section 16 consequences of awards or events under awards if an award or event does not so qualify.

**8.10 Captions.** Captions and headings are given to the sections and subsections of this Plan solely as a convenience to facilitate reference. Such headings shall not be deemed in any way material or relevant to the construction or interpretation of this Plan or any provision thereof.

**8.11 Share-Based Awards in Substitution for Share Options or Awards Granted by Other Corporation.** Awards may be granted to Eligible Persons in substitution for or in connection with an assumption of employee share options, SARs, restricted shares or other share-based awards granted by other entities to persons who are or who will become Eligible Persons in respect of the Company or one of its Subsidiaries, in connection with a distribution, merger or other reorganization by or with the granting entity or an affiliated entity, or the acquisition by the Company or one of its Subsidiaries, directly or indirectly, of all or a substantial part of the shares or assets of the employing entity. The awards so granted need not comply with other specific terms of this Plan, provided the awards reflect only



adjustments giving effect to the assumption or substitution consistent with the conversion applicable to the Ordinary Shares in the transaction and any change in the issuer of the security. Any shares that are delivered and any awards that are granted by, or become obligations of, the Company, as a result of the assumption by the Company of, or in substitution for, outstanding awards previously granted by an acquired company (or previously granted by a predecessor employer (or direct or indirect parent thereof) in the case of persons that become employed by the Company or one of its Subsidiaries in connection with a business or asset acquisition or similar transaction) shall not be counted against the Share Limit or other limits on the number of shares available for issuance under this Plan.

- 8.12 *Non-Exclusivity of Plan.*** Nothing in this Plan shall limit or be deemed to limit the authority of the Board or the Administrator to grant awards or authorize any other compensation, with or without reference to the Ordinary Shares, under any other plan or authority.
- 8.13 *No Corporate Action Restriction.*** The existence of this Plan, the award agreements and the awards granted hereunder shall not limit, affect or restrict in any way the right or power of the Board or the shareholders of the Company to make or authorize: (a) any adjustment, recapitalization, reorganization or other change in the capital structure or business of the Company or any Subsidiary, (b) any merger, amalgamation, consolidation or change in the ownership of the Company or any Subsidiary, (c) any issue of bonds, debentures, capital, preferred or prior preference shares ahead of or affecting the shares (or the rights thereof) of the Company or any Subsidiary, (d) any dissolution or liquidation of the Company or any Subsidiary, (e) any sale or transfer of all or any part of the assets or business of the Company or any Subsidiary, or (f) any other corporate act or proceeding by the Company or any Subsidiary. No participant, beneficiary or any other person shall have any claim under any award or award agreement against any member of the Board or the Administrator, or the Company or any employees, officers or agents of the Company or any Subsidiary, as a result of any such action.
- 8.14 *Other Company Benefit and Compensation Programs.*** Payments and other benefits received by a participant under an award made pursuant to this Plan shall not be deemed a part of a participant's compensation for purposes of the determination of benefits under any other employee welfare or benefit plans or arrangements, if any, provided by the Company or any Subsidiary, except where the Administrator expressly otherwise provides or authorizes in writing. Awards under this Plan may be made in addition to, in combination with, as alternatives to or in payment of grants, awards or commitments under any other plans or arrangements of the Company or its Subsidiaries.

**Facility Agreement**

[/] Head Office

Date: April 25, 2014

We, **Fabrinet Company Limited**, having the principal place of business at No. 5/6, Moo 6, Klongnueng Sub-district, Klongluang District, Patumthanee Province, Registration Number 0105542073726 (hereinafter called the “**Borrower**”); and

We, **Fabrinet**, having the principal place of business at 190 Elgin Avenue, George Town, Grand Cayman, Cayman Islands, KY1-9005, Registration Number 91794 (hereinafter called “**Fabrinet**”)

hereby enter into this Agreement with **TMB Bank Public Company Limited** (hereinafter called the “**Bank**”) with the following terms and conditions:

**WHEREAS:**

(A) The Borrower has received the facilities from the Bank as follows:

- (i) Overdraft Facility in the amount of Baht 30,000,000.00 (Thirty Million Baht) pursuant to the Overdraft Facility Agreement dated July 26, 2002 and First Amendment to Overdraft Facility Agreement dated April 2, 2012 (collectively hereinafter called the “**Existing Agreement no.1**”);
- (ii) Letter of Guarantee in the amount of Baht 15,000,000.00 (Fifteen Million Baht) pursuant to Letter of Guarantee/Acceptance/Acceptance of Aval Agreement dated June 6, 2005 (hereinafter called the “**Existing Agreement no.2**”); and
- (iii) FX Global and/or FX Option Line pursuant to Foreign Credit Facility Agreement dated April 4, 2007 and First Amendment to Foreign Credit Facility Agreement dated September 29, 2010 (collectively hereinafter called the “**Existing Agreement no.3**”).

(B) The Borrower and Fabrinet have received the facilities from the Bank as follows:

- (i) Term Loan Facility in the amount of USD 22,000,000.00 (Twenty-Two Million United States Dollar) and not exceeding Baht 252,560,000.00 (Two Hundred Fifty-Two Million Five Hundred Sixty Thousand Baht) pursuant to Term Loan Facility Agreement dated April 4, 2007, Amendment to Term Loan Facility Agreement dated December 14, 2007 and Amendment to Term Loan Facility Agreement dated August 8, 2008 (collectively hereinafter called the “**Existing Agreement no.4**”);
- (ii) Interest Rate Swap pursuant to ISDA Master Agreement and Schedule to ISDA Master Agreement dated February 6, 2009 (collectively hereinafter called the “**Existing Agreement no.5**”);
- (iii) Term Loan Facility in the amount of not exceeding Baht 775,710,000.00 (Seven Hundred Seventy-Five Million Seven Hundred Ten Thousand Baht) pursuant to Facility Agreement dated May 12, 2011 (hereinafter called the “**Existing Agreement no.6**”);

- (iv) Cross Currency Swap pursuant to the Existing Agreement no.6 and ISDA Master Agreement and Schedule to ISDA Master Agreement dated February 6, 2009; and
- (v) Settlement Limit in the amount of Baht 65,000,000.00 (Sixty-Five Million Baht) pursuant to the Existing Agreement no.6

(Existing Agreement no.1 to no.6 are collectively referred to as the “**Existing Agreements**”.)

(C) With effect from the date hereof, the Borrower, Fabrinet and the Bank agree as follows:

- (i) to release Fabrinet as co-borrower under Existing Agreement no.4 to no.6 and General Terms and Conditions of Facility dated May 12, 2011, whereby the Borrower shall continue to be liable for total debts and liabilities incurred from the utilization of credit line according to the Existing Agreements on or before the date of this Agreement or to be incurred in the future as the sole Borrower in all respects until the debt owed to the Bank have been paid-up in full.
- (ii) to release Fabrinet as corporate guarantor under the Existing Agreement no.1.
- (iii) to repay the outstanding debt of Term Loan Facility under Existing Agreement no.4
- (iv) to cancel Term Loan Facility under Existing Agreement no.4 and Interest Rate Swap under Existing Agreement no.5.
- (iv) to terminate negative pledge condition under the Existing Agreements.

(D) In addition to the above matters, the Borrower and the Bank agree to amend certain conditions stated in the Existing Agreements.

#### **Facility Type and Credit Limit**

1. With effect from the date hereof, the Borrower has received the type of facilities and their credit limits from the Bank are as follows:

- 1.1 **Term Loan Facility:** the Borrower agrees that the outstanding debt as of April 25, 2014 is Baht 594,000,000.00 (Five Hundred Ninety-Four Million Baht).
- 1.2 **Overdraft Facility** for the limit of Baht 30,000,000.00 (Thirty Million Baht) hereinafter called the “**Overdraft**”. The Borrower shall utilise the Overdraft from the current account in the amount and period of time as required by the Borrower and agreed by the Bank.
- 1.3 **Hedging Facility**
  - 1.3.1 FX Global and/or FX Option Line in accordance with the maximum limit as determined by the Bank from time to time depending on the fluctuation of exchange rate.
  - 1.3.2 Cross Currency Swap in accordance with the maximum limit as determined by the Bank from time to time depending on the fluctuation of exchange rate.
- 1.4 **Letter of Guarantee** for the limit of Baht 15,000,000.00 (Fifteen Million Baht)
- 1.5 **Settlement Limit** in the amount of Baht 65,000,000.00 (Sixty-Five Million Baht)

Regardless of whether the Borrower utilises the Foreign Credit Facility or the facility under a letter of guarantee on account of his own and/or any third party and/or the Borrower allows a third party to utilise his Foreign Credit Facility or letter of guarantee/acceptance/acceptance of aval facilities, the Borrower shall continue to be liable under the relevant General Terms and this Agreement including any other documents executed in relation to the General Terms or this Agreement.

The facilities under Clause 1.2 to 1.5 are collectively called the “**Revolving Facilities**” which means the facilities that roll over as approved of the Bank and are utilised as working capital of the Borrower’s business operations, and each utilisation of which is subject to the Bank’s sole discretion.

### **General Terms and Conditions**

2. The Borrower agrees to comply with the “General Terms and Conditions of Facility” dated May 12, 2011 which is hereinafter called the “**General Terms**”. The Borrower agrees that the General Terms and this Agreement including any other documents executed in relation to the General Terms or this Agreement shall bind the Borrower and supersede any previous contracts or agreements the Borrower made with the Bank. If in the future the Borrower is granted any facility in addition to the facilities obtained hereunder regardless of whether by execution of a new facility agreement or amendment agreement or not, the Borrower agrees to comply with the General Terms which shall be applicable to the said agreements or facilities in all respects. The Borrower further agrees that the General Terms, including any other relevant agreements or documents shall, to the extent that they are not inconsistent with this Agreement or the General Terms, constitute mutually essential elements and form an integral part of this Agreement. Any breach of any term thereunder by the Borrower shall constitute a breach of this Agreement, in which case the Bank is entitled to demand the Borrower to immediately repay all debts outstanding together with interest at the default rate as well as to exercise any rights to which the Bank is entitled hereunder.

### **Security**

3. The Borrower agrees to provide the following security to the Bank to secure the payment of the abovementioned debts:
  - 3.1 Mortgage of existing Land and building under title deed No. 1634 located at Bangwaitai (Klongtok) Sub-district, Klongluang District, Patumthanee Province pursuant to the existing and Mortgage Agreement dated April 5, 2007.
  - 3.2 Mortgage of new Land and building under title deed No. 1636 located at Bangwaitai (Klongtok) Sub-district, Klongluang District, Patumthanee Province. The securities shall be completely mortgaged within April 28, 2014.
  - 3.3 Both parties agree that the security created by, together with all rights and remedies arising under, the security documents entered into prior to the date of this Agreement shall continues to be security toward all liabilities arising under this Agreement until such liabilities are fully discharged and paid.
4. The Borrower agrees that if in the event of foreclosure of the security by the Bank and the amount of net proceeds received is not sufficient to pay the abovementioned debts in full, the Borrower shall continue to pay any difference to the Bank and shall allow the Bank to seize other assets of the Borrower for public auction to obtain proceeds to discharge all outstanding debts of the Borrower in full.
5. The Borrower agrees to take out insurance over the security and/or other assets determined by the Bank in the Borrower’s name with an insurance company approved by the Bank for the insured amount approved by the Bank and acceptable by the insurance company from the date on which the security is provided to the Bank. The Borrower shall take out an all-risks insurance policy for such

consecutive period so long as the Borrower has outstanding debts hereunder. The Bank shall be stated or endorsed as the sole beneficiary in the insurance policy, a copy of which shall be certified by the Borrower and delivered to the Bank immediately upon receipt of the policy by the Borrower.

The Borrower shall arrange to renew the insurance policy before its expiry date. If the Borrower fails to renew the insurance within such date, it agrees that the Bank is authorised by the Borrower to effect or renew the insurance policy including modifying or amending any provisions in connection with the insurance on behalf of the Borrower and any insurance premium and/or any fees thereby incurred shall be deducted from any deposit accounts the Borrower has with the Bank.

The Borrower shall not change, modify or cancel the insurance unless with the Bank's approval. The Borrower shall notify the Bank of any change, modification, cancellation or renewal of any insurance policy not being made by the Bank and shall submit a copy of documents evidencing such change, modification, cancellation or renewal to the Bank within 15 (fifteen) days from the date thereof.

6. The Borrower agrees that if in the future the Bank determines that the value of the assets provided as security is insufficient to repay all debts of the Borrower, the Borrower shall provide other assets of the value sufficient to discharge all debts of the Borrower to the Bank as additional security immediately upon the Borrower's receipt of the Bank's notification unless a waiver is granted by the Bank on a case-by-case basis.

With respect to the security under any Facilities whose guarantee amount is denominated in foreign currencies, such as a standby letter of credit or a letter of parent guarantee, the Borrower agrees that if the equivalent guarantee amount in Thai currency calculated by the Bank's buying rate of such currency into Thai currency at any time is less than the total outstanding debts of the Borrower under this Agreement, the Borrower shall provide any other security or the foreign currency denominated security in the additional amount to cause the total guarantee amount to be equal to or more than the total outstanding debts of the Borrower under this Agreement within 30 (thirty) days upon receipt of a written notice from the Bank.

7. So long as the Borrower has any outstanding debts to the Bank, the Borrower agrees that the Bank values the security in accordance with the rules and regulations of the Bank and/or the Bank of Thailand at the Borrower's costs.
8. Other than the assets provided as security hereunder, the Borrower agrees that any other assets of the Borrower having been mortgaged, pledged or otherwise provided to secure other type of indebtedness of the Borrower or the indebtedness of a third party owed to the Bank at whichever branches or offices of the Bank shall secure all of the indebtedness the Borrower owed to the Bank and shall be used as the security for the debts payable by the Borrower hereunder. The Borrower further agrees that the Bank may exercise its rights to retain such assets or any other right entitled to it under the law governing such security if the Bank views that the Borrower may take action in relation to the security which may incur damage to the Bank or prevent the Bank from receiving repayment of debts hereunder.

#### **Governing Law**

9. This Agreement and the General Terms including any other documents executed under this Agreement and the General Terms shall be governed by and construed in accordance with Thai law.

## **Special Terms and Conditions**

10. The Borrower agrees that as long as the Borrower has outstanding debts owing to the Bank, the Borrower shall:
- 10.1 maintain the following financial ratios, which shall be tested by annually based on audited financial statements:
- 10.1.1 Debt to Equity Ratio not exceeding 1.50 times until all outstanding of Term Loan Facility under Existing Agreement no.4 and no.6 are fully paid.
- “Debt means total debt  
Equity means total shareholders’ equity”;
- 10.1.2 Debt Service Coverage Ratio at least 1.20 times
- “Debt Service Coverage Ratio” (DSCR) means the profit (loss) before interest and tax, plus depreciation and amortization expenses, divided by the principal and interest due and payable within the preceding year.
- 10.2 cause Fabrinet and/or its group of companies to maintain effective shareholding ratio in the Borrower at least 90% of the total issued shares of the Borrower. Notification of change of such shareholder shall be submitted to the Bank within 30 (thirty) days after the change.
- 10.3 continue to obtain revenue and/or business support from Fabrinet, group of companies and/or ultimate buyers for at least Baht 750,000,000.00 (Seven Hundred Fifty Million Baht) per quarter until all outstanding of Term Loan Facility under Existing Agreement no.4 and no.6 are fully paid.
- 10.4 undertake to route at least Baht 600,000,000.00 (Six Hundred Million Baht) per quarter until all outstanding of Term Loan Facility under Existing Agreement no.4 and no.6 are fully paid.
- 10.5 submit the Bank quarterly financial statements, excluding audited financial statement, within 45 (forty-five) days of the ending period in each quarter until all outstanding of Term Loan Facility under Existing Agreement no.4 and no.6 are fully discharged and paid.
11. From the date hereof, the Bank and the Borrower agrees to release Fabrinet as corporate guarantor under Existing Agreement no.1 and to terminate the negative pledge condition under the Existing Agreements when the Borrower completes the mortgage of land and buildings for all Facilities and the mortgage property shall be stand-alone, i.e. can be separately liquidated (with access right) etc.
12. The definition of THBFIX under General Terms shall be deleted in its entirety and replaced with the following:
- ““**THBFIX**” means an interest rate offered for lending in Thai Baht for the period equal to the relevant interest period as printed or reported on Reuters Screen page “THBFIX=TH” (which shall be the rate displayed on a selling column for US Dollar/Thai Baht trading at domestic foreign currency future market) at about 11:00 a.m. (London time) on the date falling 2 business days before the commencement of relevant interest period.
- If the screen rate is not available or the reference rate cannot be determined, “THBFIX” shall mean the rate quoted by the Bank at arm’s length as the average rate obtained from the rates supplied by at least 5 leading foreign currency dealers in Bangkok”

13. The following Clause 10.12 shall be added in the General Terms:

“Clause 10.12 The Borrower shall not engage in activities which violate environment policy of the Bank, international laws, regulations or orders of the authorities whose duties are to ensure public order or preserve environment including without limit to, trade of weapons and munitions, drift net fishing in marine environment using net in excess of 2.5 km. in length, production or trade in ozone depleting substances etc.”

14. Any terms and conditions which are not otherwise amended by this Agreement shall remain in full force and effect between the parties in accordance with the Existing Agreement in all respects.

The Borrower has thoroughly read and understood the content hereof and the General Terms, and executed this Agreement and affixed the seal (if any) in the presence of witnesses

**The Borrower/the Mortgagor**

**Fabrinet Company Limited**




By:  
(Mr. Toh-Seng Ng)  
Authorised Director

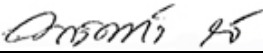


**The Bank**


**TMB Bank Public Company Limited**



By:  
(Mr. Pirapong Nithikraiwt)

Signed \_\_\_\_\_  
  
(Mr. Nakarin Sakorn)

Witness

Signed \_\_\_\_\_  
  
(Miss Chanphen Taengkawee)

Witness

**CONSENT OF INDEPENDENT REGISTERED PUBLIC ACCOUNTING FIRM**

We hereby consent to the incorporation by reference in the Registration Statements on Form S-8 (Nos. 333-168950, 333-177853 and 333-186501) of Fabrinet of our report dated October 16, 2014 relating to the financial statements and the effectiveness of internal control over financial reporting, which appears in this Form 10-K.

/s/ PricewaterhouseCoopers ABAS Ltd.

PricewaterhouseCoopers ABAS Ltd.  
Bangkok, Thailand  
October 16, 2014



## CERTIFICATION

I, David T. Mitchell, certify that:

1. I have reviewed this Annual Report on Form 10-K of Fabrinet;
2. Based on my knowledge, this report does not contain any untrue statement of a material fact or omit to state a material fact necessary to make the statements made, in light of the circumstances under which such statements were made, not misleading with respect to the period covered by this report;
3. Based on my knowledge, the financial statements, and other financial information included in this report, fairly present in all material respects the financial condition, results of operations and cash flows of the registrant as of, and for, the periods presented in this report;
4. The registrant's other certifying officer and I are responsible for establishing and maintaining disclosure controls and procedures (as defined in Exchange Act Rules 13a-15(e) and 15d-15(e)) and internal control over financial reporting (as defined in Exchange Act Rules 13a-15(f) and 15d-15(f)) for the registrant and have:
  - (a) Designed such disclosure controls and procedures, or caused such disclosure controls and procedures to be designed under our supervision to ensure that material information relating to the registrant, including its consolidated subsidiaries, is made known to us by others within those entities, particularly during the period in which this report is being prepared;
  - (b) Designed such internal control over financial reporting, or caused such internal control over financial reporting to be designed under our supervision, to provide reasonable assurance regarding the reliability of financial reporting and the preparation of financial statements for external purposes in accordance with generally accepted accounting principles;
  - (c) Evaluated the effectiveness of the registrant's disclosure controls and procedures and presented in this report our conclusions about the effectiveness of the disclosure controls and procedures, as of the end of the period covered by this report based on such evaluation; and
  - (d) Disclosed in this report any change in the registrant's internal control over financial reporting that occurred during the registrant's most recent fiscal quarter (the registrant's fourth fiscal quarter in the case of an annual report) that has materially affected, or is reasonably likely to materially affect, the registrant's internal control over financial reporting; and
5. The registrant's other certifying officer and I have disclosed, based on our most recent evaluation of internal control over financial reporting, to the registrant's auditors and the audit committee of the registrant's board of directors (or persons performing the equivalent functions):
  - (a) All significant deficiencies and material weaknesses in the design or operation of internal control over financial reporting which are reasonably likely to adversely affect the registrant's ability to record, process, summarize and report financial information; and
  - (b) Any fraud, whether or not material, that involves management or other employees who have a significant role in the registrant's internal control over financial reporting.

Date: October 16, 2014

/s/ DAVID T. MITCHELL

David T. Mitchell

Chief Executive Officer and Chairman of the Board of Directors  
(Principal Executive Officer)

## CERTIFICATION

I, Toh-Seng Ng, certify that:

1. I have reviewed this Annual Report on Form 10-K of Fabrinet;
2. Based on my knowledge, this report does not contain any untrue statement of a material fact or omit to state a material fact necessary to make the statements made, in light of the circumstances under which such statements were made, not misleading with respect to the period covered by this report;
3. Based on my knowledge, the financial statements, and other financial information included in this report, fairly present in all material respects the financial condition, results of operations and cash flows of the registrant as of, and for, the periods presented in this report;
4. The registrant's other certifying officer and I are responsible for establishing and maintaining disclosure controls and procedures (as defined in Exchange Act Rules 13a-15(e) and 15d-15(e)) and internal control over financial reporting (as defined in Exchange Act Rules 13a-15(f) and 15d-15(f)) for the registrant and have:
  - (a) Designed such disclosure controls and procedures or caused such disclosure controls and procedures to be designed under our supervision, to ensure that material information relating to the registrant, including its consolidated subsidiaries, is made known to us by others within those entities, particularly during the period in which this report is being prepared;
  - (b) Designed such internal control over financial reporting, or caused such internal control over financial reporting to be designed under our supervision, to provide reasonable assurance regarding the reliability of financial reporting and the preparation of financial statements for external purposes in accordance with generally accepted accounting principles;
  - (c) Evaluated the effectiveness of the registrant's disclosure controls and procedures and presented in this report our conclusions about the effectiveness of the disclosure controls and procedures, as of the end of the period covered by this report based on such evaluation; and
  - (d) Disclosed in this report any change in the registrant's internal control over financial reporting that occurred during the registrant's most recent fiscal quarter (the registrant's fourth fiscal quarter in the case of an annual report) that has materially affected, or is reasonably likely to materially affect, the registrant's internal control over financial reporting; and
5. The registrant's other certifying officer and I have disclosed, based on our most recent evaluation of internal control over financial reporting, to the registrant's auditors and the audit committee of the registrant's board of directors (or persons performing the equivalent functions):
  - (a) All significant deficiencies and material weaknesses in the design or operation of internal control over financial reporting which are reasonably likely to adversely affect the registrant's ability to record, process, summarize and report financial information; and
  - (b) Any fraud, whether or not material, that involves management or other employees who have a significant role in the registrant's internal control over financial reporting.

Date: October 16, 2014

/s/ TOH-SENG NG

Toh-Seng Ng

Executive Vice President and Chief Financial Officer (Principal  
Financial and Accounting Officer)

**CERTIFICATIONS OF CHIEF EXECUTIVE OFFICER AND CHIEF FINANCIAL OFFICER****PURSUANT TO  
18 U.S.C. SECTION 1350,  
AS ADOPTED PURSUANT TO  
SECTION 906 OF THE SARBANES-OXLEY ACT OF 2002**

I, David T. Mitchell, certify, pursuant to 18 U.S.C. Section 1350, as adopted pursuant to Section 906 of the Sarbanes-Oxley Act of 2002, that the Annual Report on Form 10-K of Fabrinet for the fiscal year ended June 27, 2014 fully complies with the requirements of Section 13(a) or 15(d) of the Securities Exchange Act of 1934 and that information contained in this Annual Report on Form 10-K fairly presents in all material respects the financial condition and results of operations of Fabrinet.

Date: October 16, 2014

By: /s/ DAVID T. MITCHELL

Name: David T. Mitchell

Title: Chief Executive Officer and Chairman of the Board of Directors  
(Principal Executive Officer)

I, Toh-Seng Ng, certify, pursuant to 18 U.S.C. Section 1350, as adopted pursuant to Section 906 of the Sarbanes-Oxley Act of 2002, that the Annual Report on Form 10-K of Fabrinet for the fiscal year ended June 27, 2014 fully complies with the requirements of Section 13(a) or 15(d) of the Securities Exchange Act of 1934 and that information contained in this Annual Report on Form 10-K fairly presents in all material respects the financial condition and results of operations of Fabrinet.

Date: October 16, 2014

By: /s/ TOH-SENG NG

Name: Toh-Seng Ng

Title: Executive Vice President and Chief Financial Officer (Principal  
Financial and Accounting Officer)